



Q2 2024

Synaptic Risk Rating Tables

Email hello@synaptic.co.uk or call 0800 783 4477
for immediate access



NEW Switching analysis

Improving the switching journey for **your customers**

Part of Synaptic Pathways, Switching Analysis allows users to:

- › Reduce the need for various standalone systems
- › Work in conjunction with Synaptic Pathways holdings and automatic valuations
- › Create a proposal for the receiving scheme that includes all the research elements required for MiFID II compliance
- › Choose to work in 'whole-of-market' or in alignment with your 'Central Investment Proposition', matching PROD compliant investment solutions with target market
- › Provide 'value for money' calculations including 'total solution cost' comparisons based on Reduction in Yield calculations for various platform and/or off platform options
- › Provide a range of stochastic forecasts detailing all viable investment outcomes presented as probability-based graphs, so that you can file for compliance and proof of suitability, and also share with clients to secure informed consent
- › Move seamlessly at anytime into a draw down illustration with a cashflow projection including a stochastic calculation for the maximum sustainable income
- › Bring all your research under one roof - from building your knowledge of clients, profiling risk, compliant research and suitability journeys through Comparison with Ex-ante, Ex-post reviews and Switching. Synaptic Pathways does it all in one place.

For a free 30-day trial visit
synaptic.co.uk/trial

Contact us on 0800 783 4477
or email hello@synaptic.co.uk

Risk and suitability

Suitability is the proof of alignment of the investment recommendation to the plan, and proof that the adviser is acting in the best interests of the client. COBS 9A.2 'Assessing suitability' reflects the requirement that 'When providing investment advice or portfolio management a firm must only recommend solutions which are suitable for the client and, in particular, in accordance with the client's risk tolerance and ability to bear losses'.

The Synaptic Risk Ratings proposition consists of:

1. The Attitude to Risk Questionnaire from market leaders A2R

This questionnaire has developed over the years in conjunction with Moody's Analytics, whose Asset Allocations are aligned with the responses and scoring within the questionnaire to ensure correct 'alignment of tools'.

2. Investment strategy provided by Moody's Analytics

Available in 1-5 or 1-10, the risk categories range through Cautious to Adventurous.

The 'Minimum gain' is the 'Value at Risk' metric that the Moody's model calculates, indicating the extent of losses that are to be expected in a bad year, defined as the worst year out of 20 year rolling term.

Risk Category	Min Gain [Loss]
Cautious	-6.50
Moderately Cautious	-11.50
Balanced	-16.50
Moderately Adventurous	-21.50
Adventurous	-26.50

When used with the A2R ATRQ, the adviser has the perfect tools to manage risk within the classic risk governance model enshrined in regulation: the 'need to take risk', understanding the client's 'risk profile' and evaluating the client's 'Capacity for Loss'.

3. Risk Ratings

The model forms an efficient frontier for comparison or mapping with any portfolio and provides 'risk ratings' of the kind seen here, though with a superior efficient frontier than you will find elsewhere as it predicated on loss and growth metrics that are more useful than traditional volatility measures. In addition to the 'min gain', a Synaptic

risk profile comes with an 'average gain' value which can be used in deterministic calculations and cash flow models; thirdly a 'maximum gain', a corollary to the min gain (best year in 20) and demonstrative of the asymmetrical returns available to investors.

Strategic vs Tactical Asset Allocation

Asset Managers have the option of providing a 'strategic', a 'tactical' or both asset allocations. The former is more appropriate for financial planning and the latter a useful insight into any tilts or tactical positions a manager may be taking.

How are the ratings calculated?

The Synaptic Risk Ratings are derived directly from the output from the Moody's Analytics stochastic engine, the Economic Scenario Generator. The metrics published are based on a quarterly updated mathematical simulation where thousands of scenarios are run, in order to identify likely investment outcomes based on the interaction of the underlying asset classes. The main advantage of this approach is that there are no 'exceptions', including severe market conditions, black swans or results ravaged by sequence risk where the 'bad years' may occur early in the term, making a disproportionate impact. All 'viable' outcomes are included in the single simulation, meaning that everything an adviser needs to understand the likely outcome and risk profile of the investment is present, including all possible variations on market inputs, including interest rates and inflation.

Accuracy and independence of ratings

All data used to produce the Synaptic Risk Ratings is provided directly by providers and the risk ratings are approved before publication. No qualitative overlay is applied to change the risk profile that is calculated solely on the basis of projections of the underlying asset allocations.

The performance of the Moody's model has proved to be extremely reliable over many market cycles and, in our view, will continue to be the best source of investment forecasts and loss analysis available to firms.

How to access the Synaptic Risk ratings.

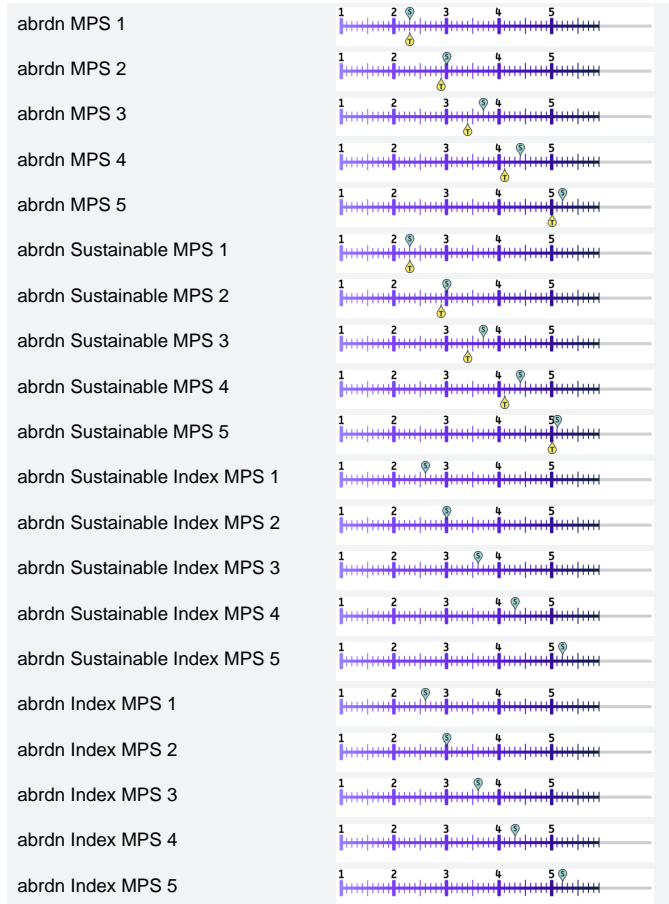

The contents of these tables can also be accessed through Synaptic Product and Fund, Pathways Risk Explorer and via the Risk tab in Synaptic Suite, where range fact sheets are available, including RSMR commentary (where appropriate) and asset allocation breakdown.

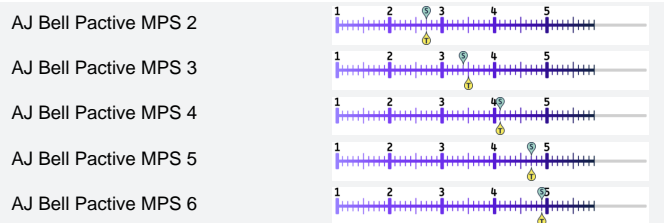
Synaptic provide the Risk Ratings at our cost, so advisory firms can access them for free. If used within the advice process it important to use the correct A2RAttitude to Risk Questionnaire. This is also available online for free.

If you are an adviser or applying on behalf of a firm, simply email hello@synaptic.co.uk or contact us on **0800 783 4477** and we can arrange immediate access.



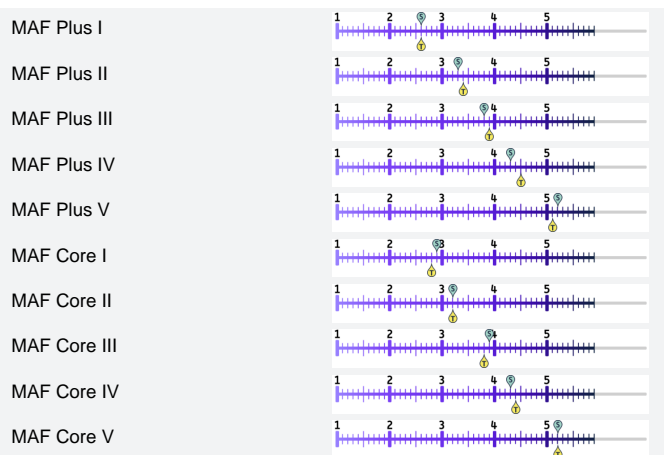
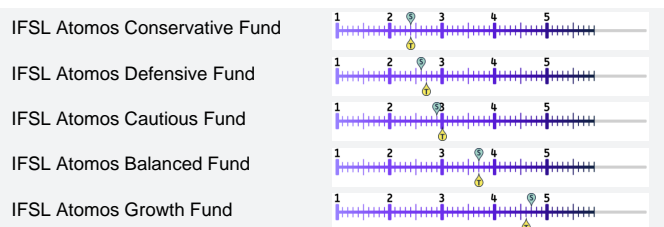
Synaptic Risk rating based on Strategic Asset Allocation Tactical Asset Allocation



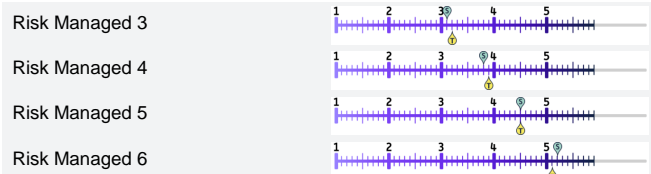



atomos

wealth & financial wellbeing




Baillie Gifford™

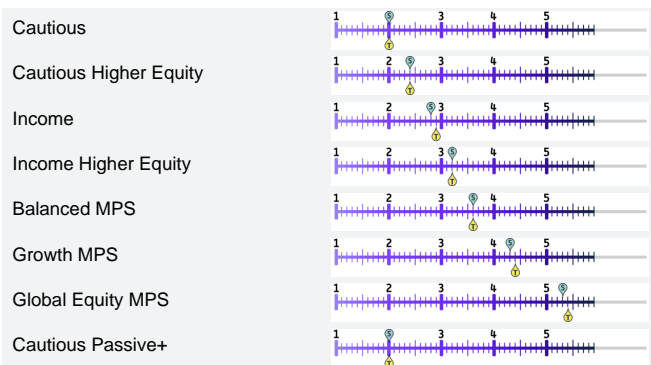


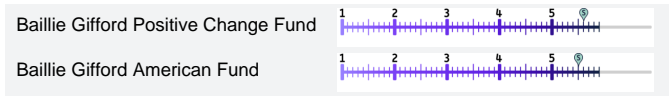
BNY MELLON

INVESTMENT MANAGEMENT

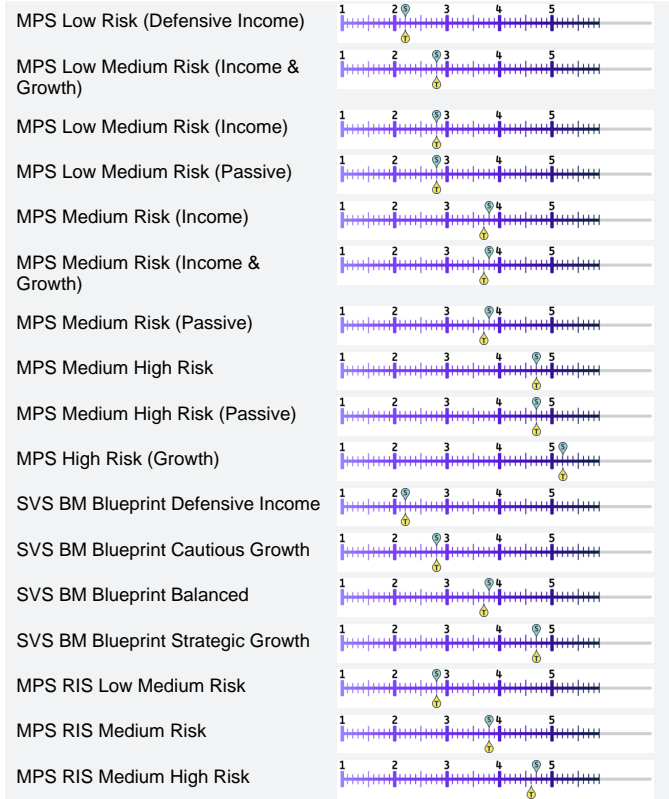


Brewin Dolphin

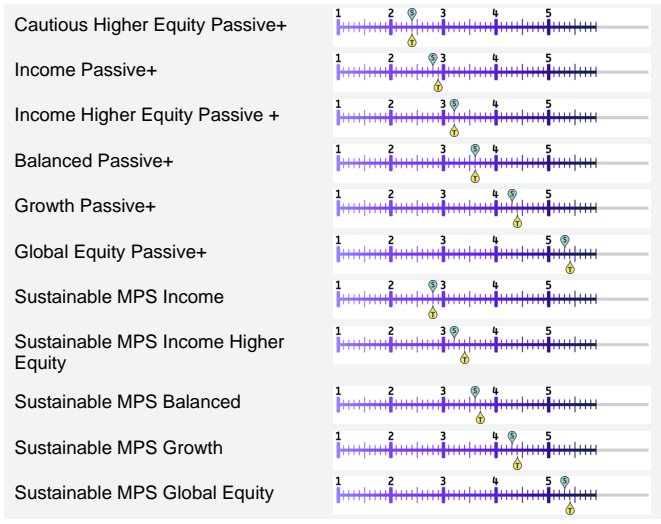
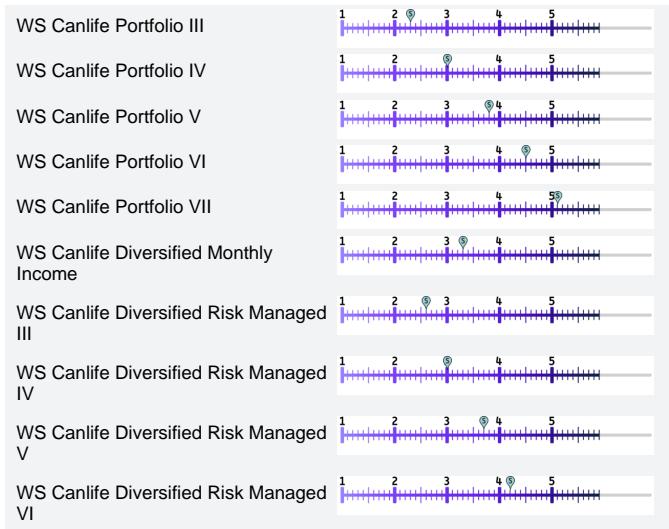




BM BROOKS MACDONALD



canada *life*
Asset Management



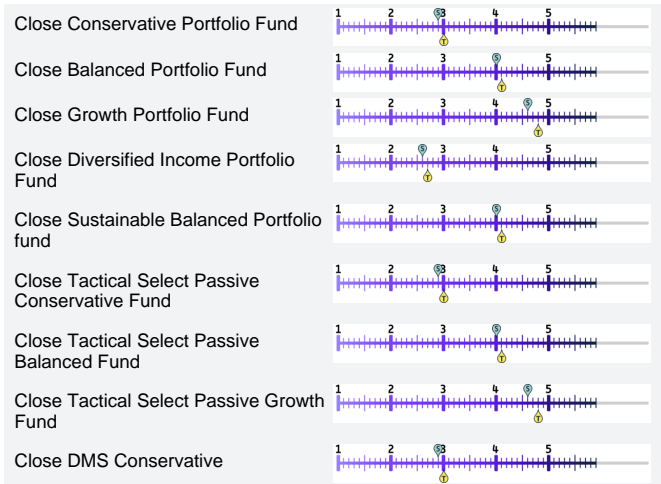
CHARLES STANLEY



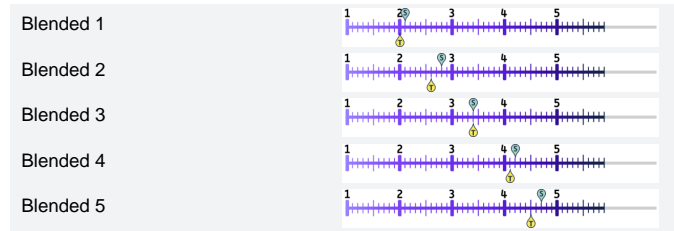
CHARLES STANLEY



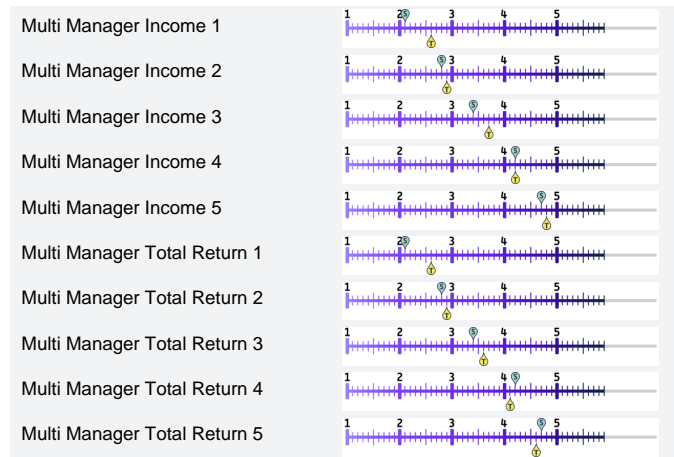
Close Brothers
Asset Management



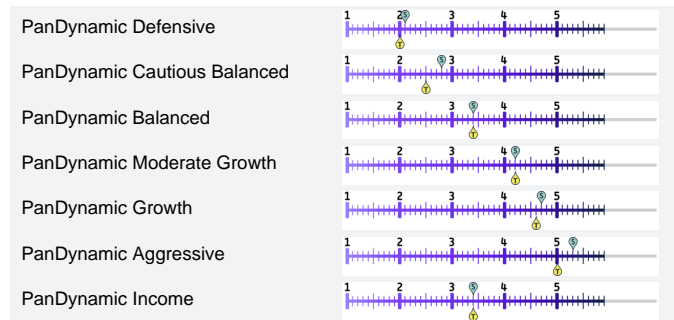
CHARLES STANLEY




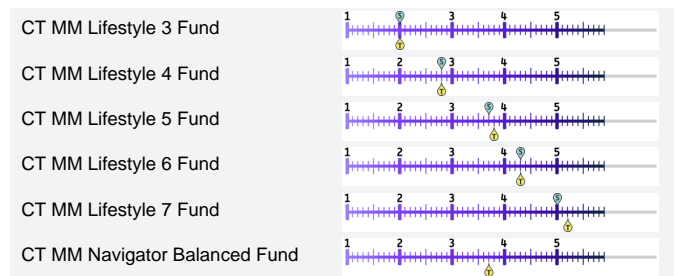
CHARLES STANLEY



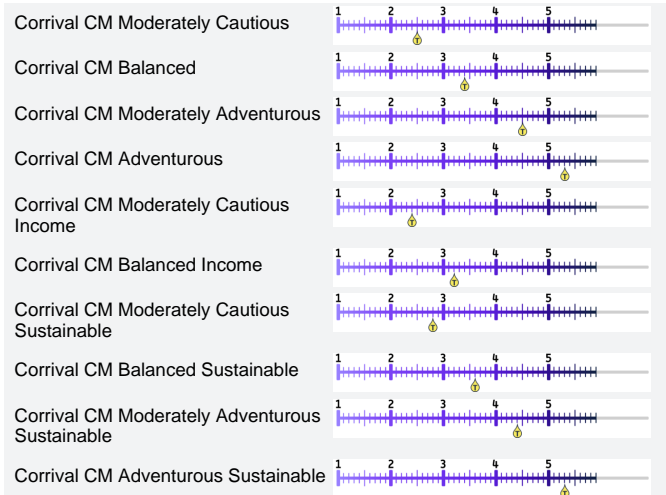
CHARLES STANLEY



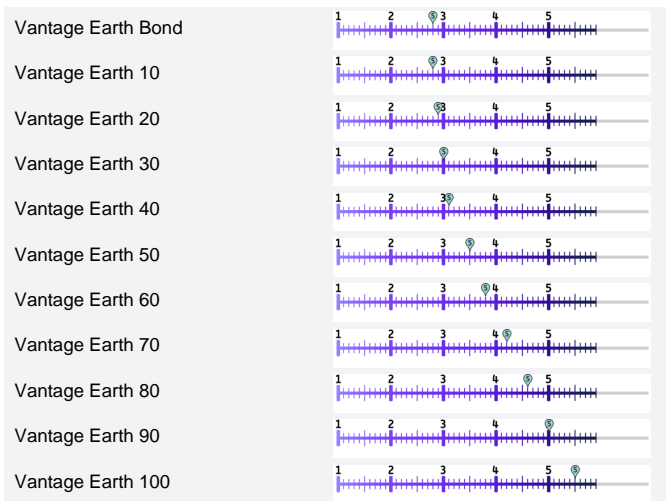
COLUMBIA THREADNEEDLE INVESTMENTS



CORRIVAL CAPITAL MANAGEMENT



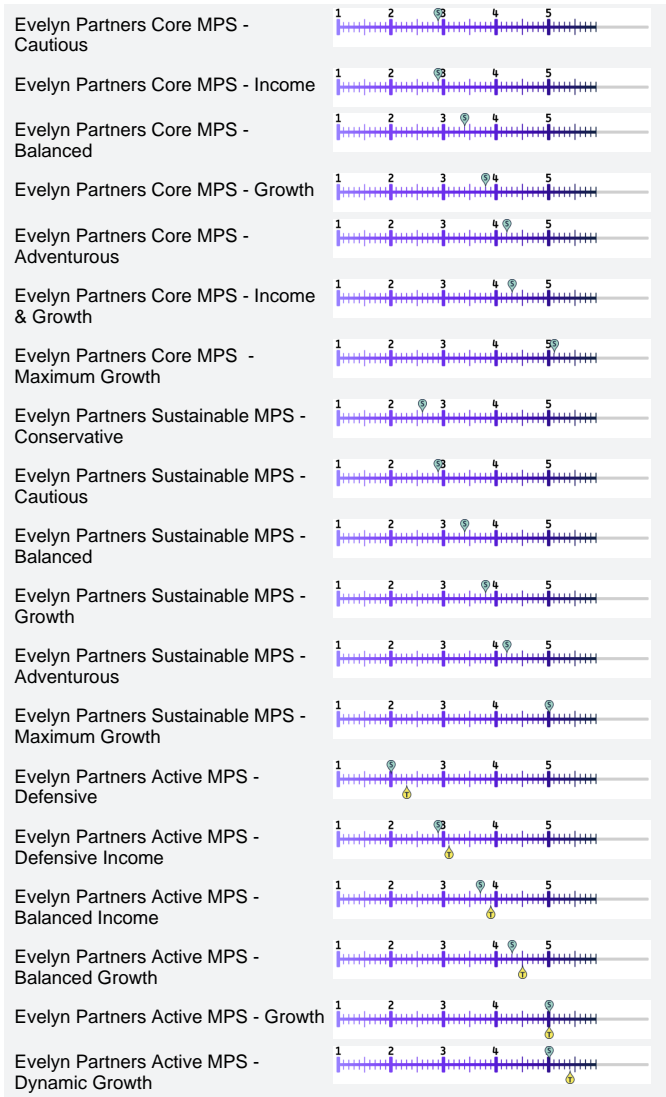

ebi evidence based investing



evelyn PARTNERS

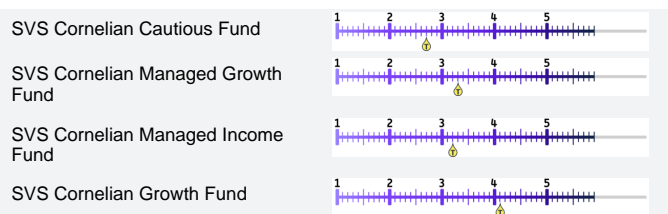


Synaptic

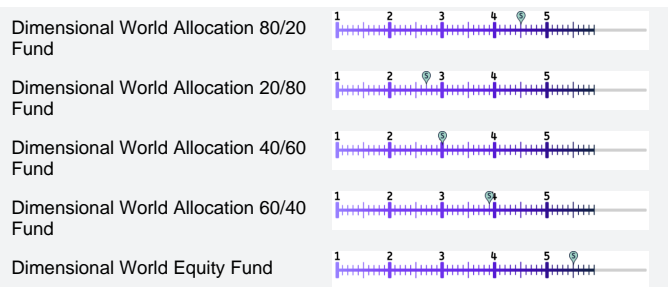


Cornelian

Part of the Brooks Macdonald Group

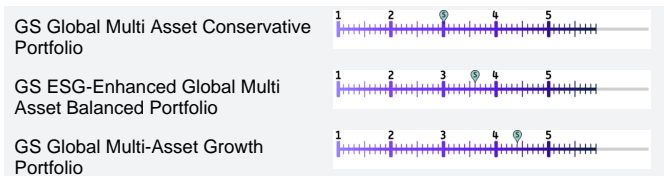
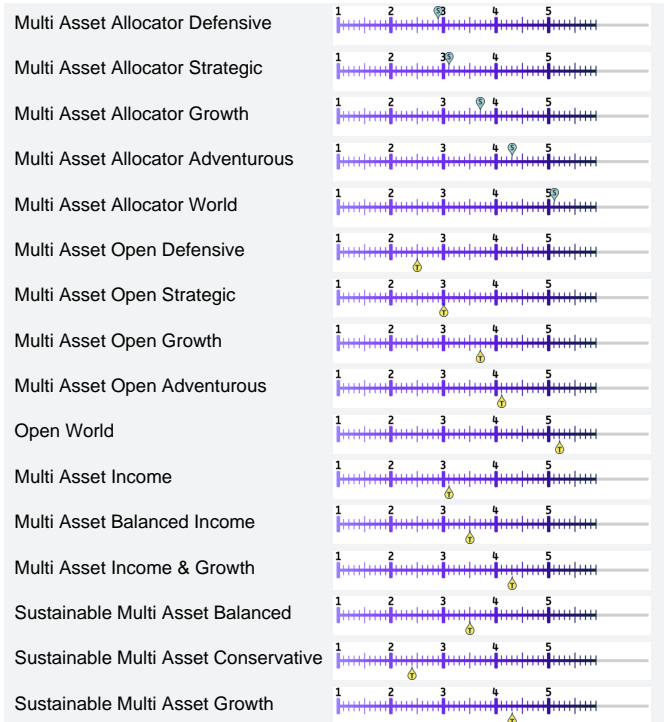
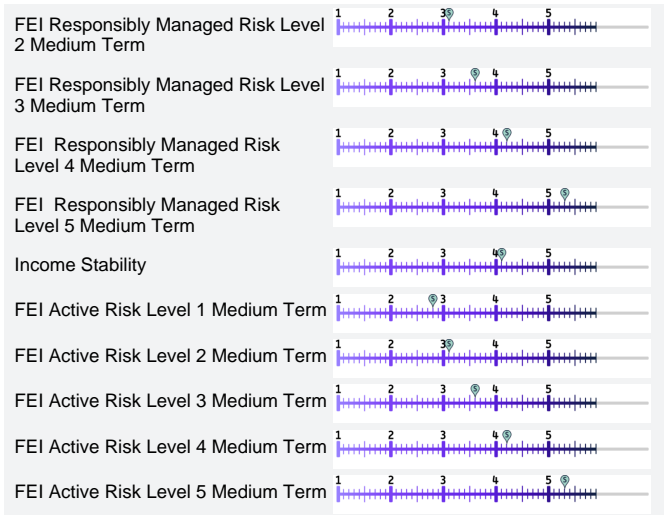
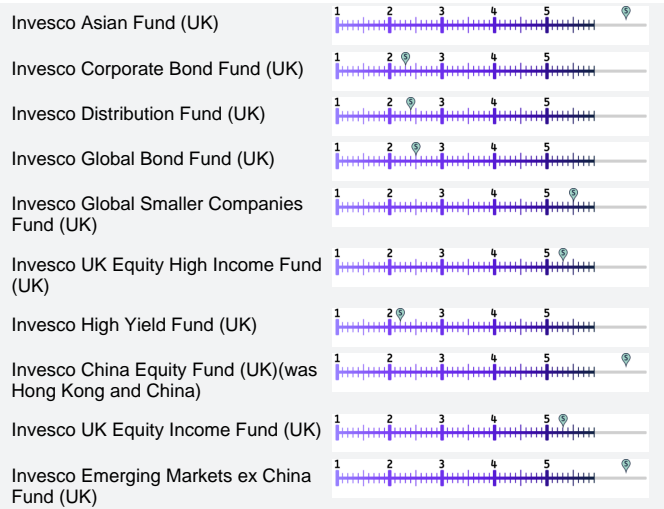
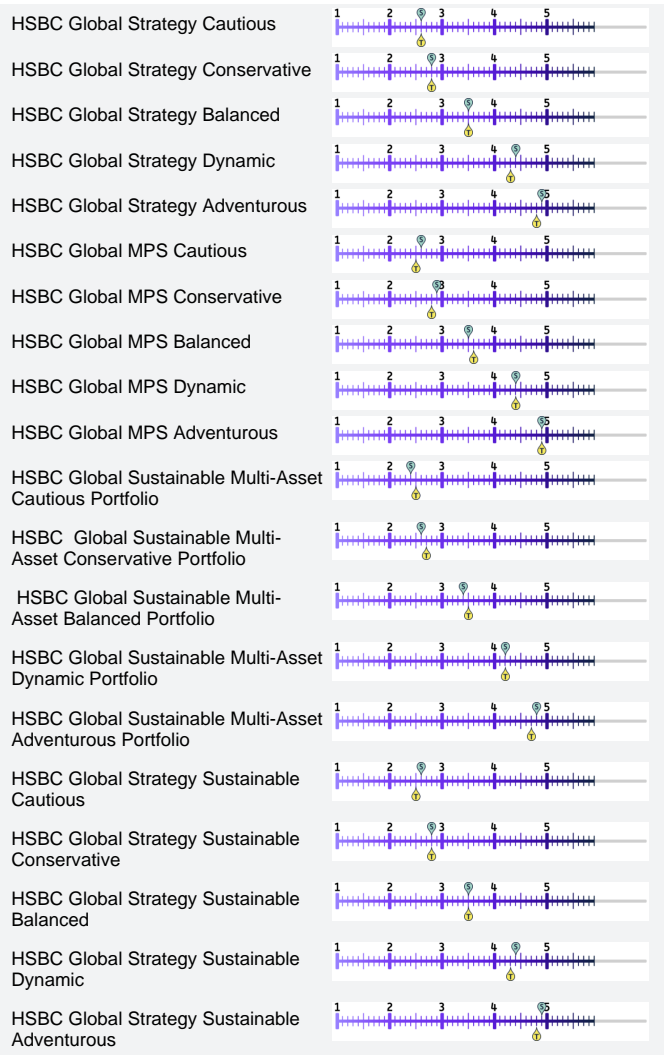




Dimensional




FE Investments



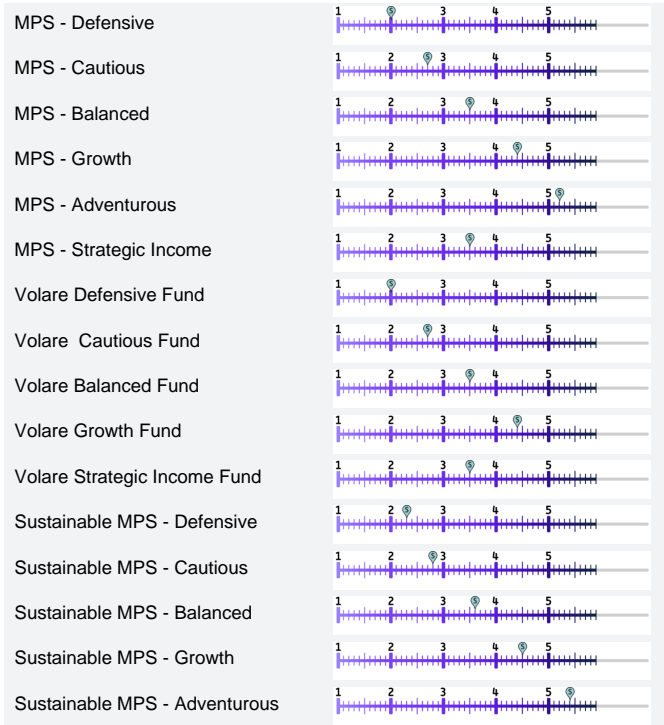
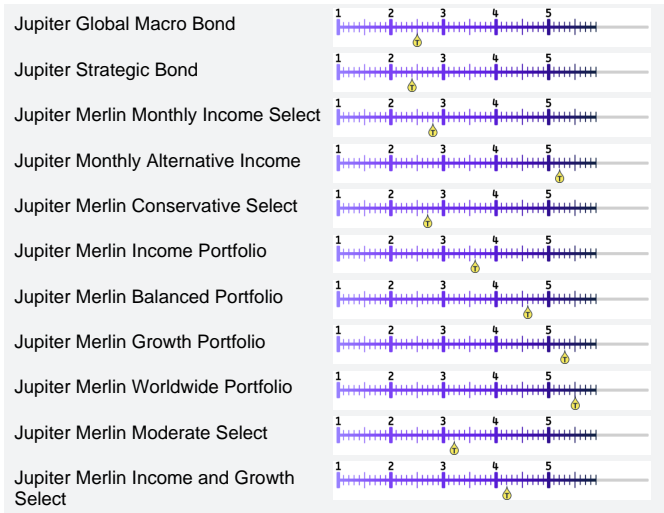


RATHBONES

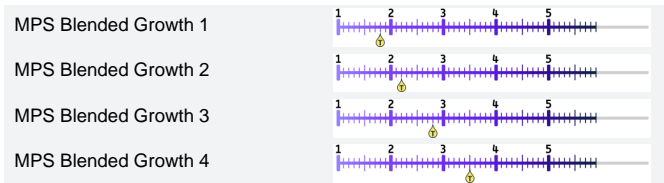
Incorporating
Investec Wealth &
Investment (UK)

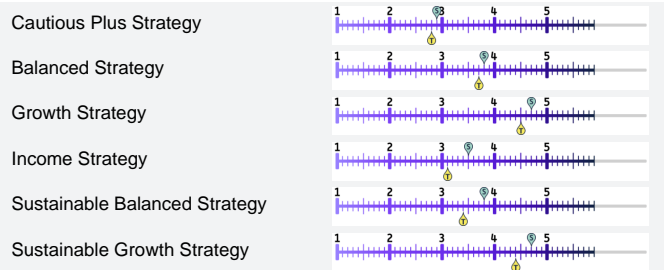


Jupiter




LIONTRUST

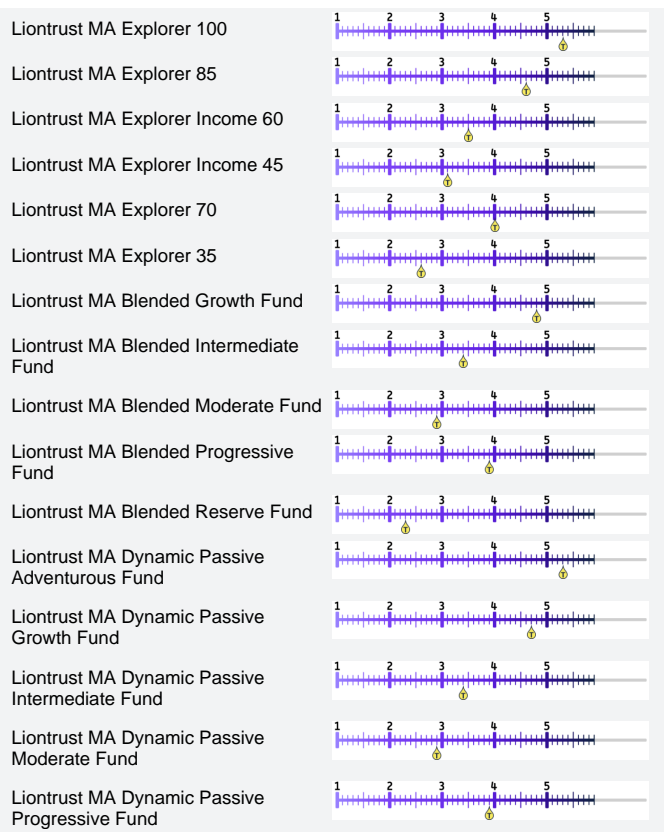




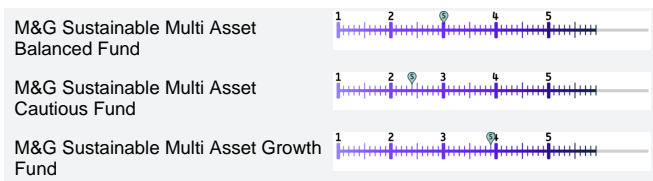
L&G



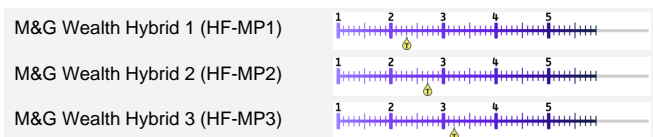
LIONTRUST

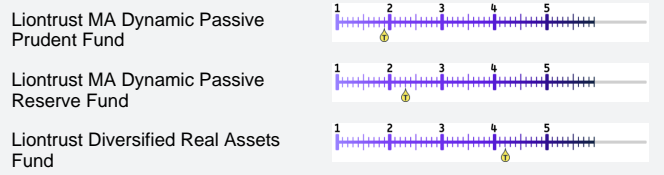


M&G Investments

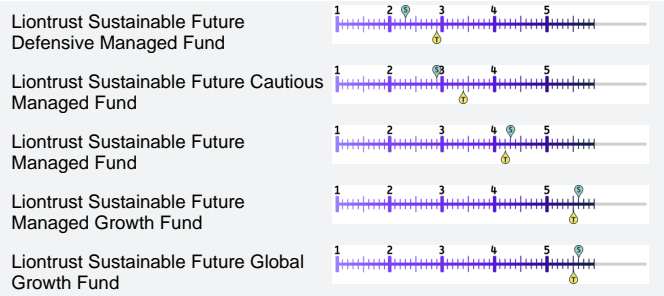


M&G wealth






LIONTRUST



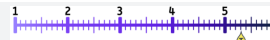
LIONTRUST



MORNINGSTAR Wealth



WSS Dynamic Passive 9



WSS Dynamic Passive 10



Parmenion

Parmenion Ethical A RG1



Parmenion Ethical A RG2



Parmenion Ethical A RG3



Parmenion Ethical A RG4



Parmenion Ethical A RG5



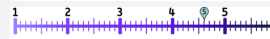
Parmenion Ethical A RG6



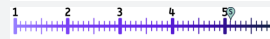
Parmenion Ethical A RG7



Parmenion Ethical A RG8



Parmenion Ethical A RG9



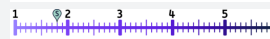
Parmenion Ethical A RG10



Parmenion Ethical B RG1



Parmenion Ethical B RG2



Parmenion Ethical B RG3



Parmenion Ethical B RG4



Parmenion Ethical B RG5



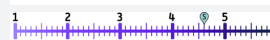
Parmenion Ethical B RG6



Parmenion Ethical B RG7



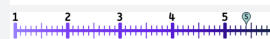
Parmenion Ethical B RG8



Parmenion Ethical B RG9



Parmenion Ethical B RG10



Parmenion Ethical C RG1



Parmenion Ethical C RG2




Parmenion Ethical C RG3



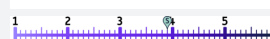
Parmenion Ethical C RG4



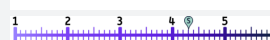
Parmenion Ethical C RG5



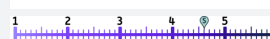
Parmenion Ethical C RG6



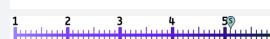
Parmenion Ethical C RG7



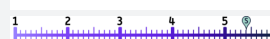
Parmenion Ethical C RG8



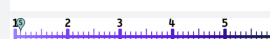
Parmenion Ethical C RG9



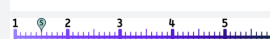
Parmenion Ethical C RG10



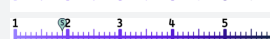
Parmenion Ethical D RG1



Parmenion Ethical D RG2




Parmenion Ethical D RG3



Parmenion Ethical D RG4



Parmenion Ethical D RG5



Parmenion Ethical D RG6



Morningstar ESG - Moderate Portfolio



Morningstar ESG - Moderately Adventurous Portfolio



Morningstar ESG - Adventurous Portfolio



CG Morningstar Multi-Asset 40



CG Morningstar Multi-Asset 60



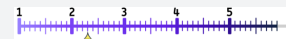
CG Morningstar Multi-Asset 80



CG Morningstar Multi-Asset 20



Morningstar Blended Cautious Portfolio



Morningstar Blended Moderately Cautious Portfolio



Morningstar Blended Moderate Portfolio



Morningstar Blended Moderately Adventurous Portfolio



Morningstar Blended Adventurous Portfolio



Diversified Income Fund



Global Multi Asset Sustainable Growth Fund



Global Income Opportunities Fund



MAP



Global Macro Allocation Fund



UK Special Situations



UK Alpha



Global Strategic Equity



Parmenion

Parmenion Conviction RG1



Parmenion Conviction RG2



Parmenion Conviction RG3



Parmenion Conviction RG4



Parmenion Conviction RG5



Parmenion Conviction RG6



Parmenion Conviction RG7



Parmenion Conviction RG8

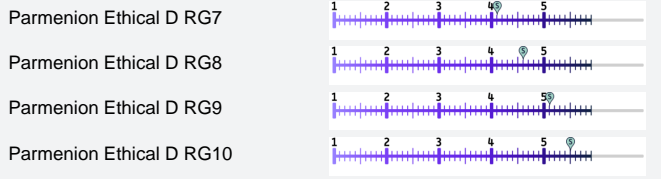


Parmenion Conviction RG9

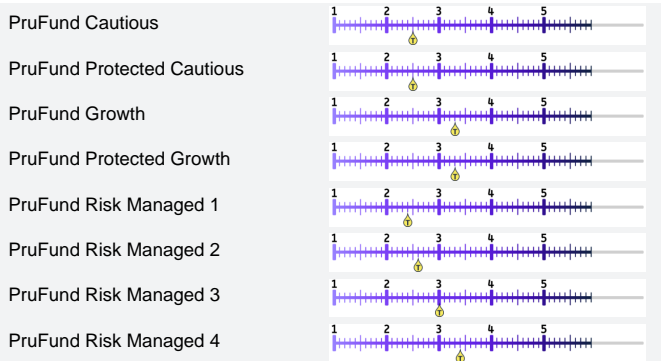
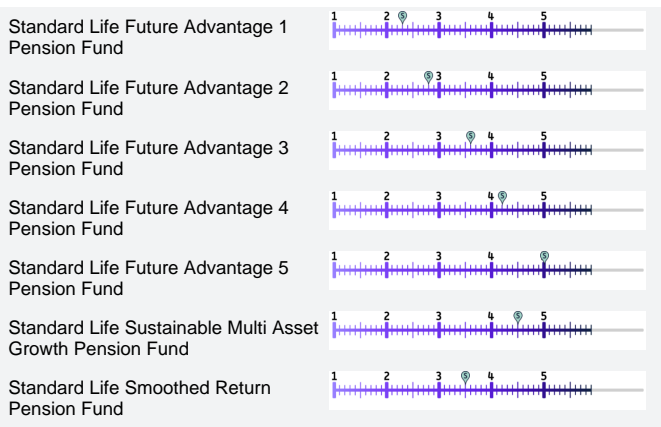
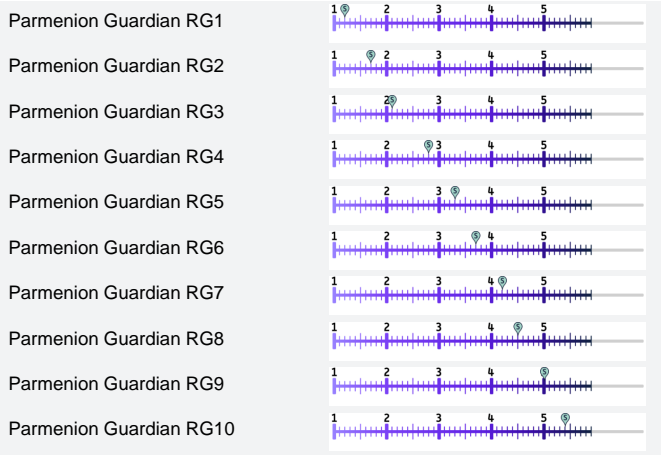


Parmenion Conviction RG10

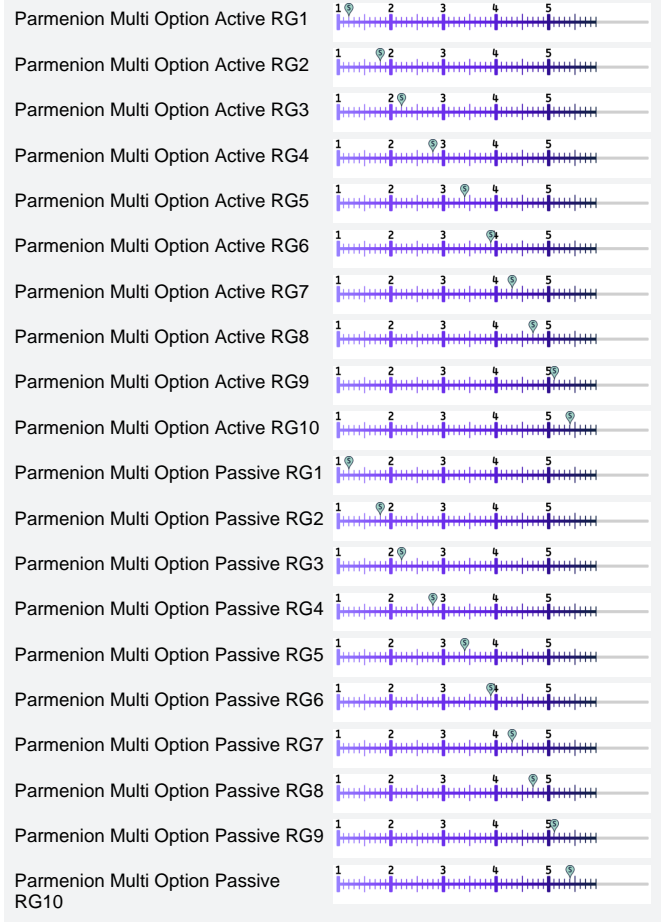





Parmenion

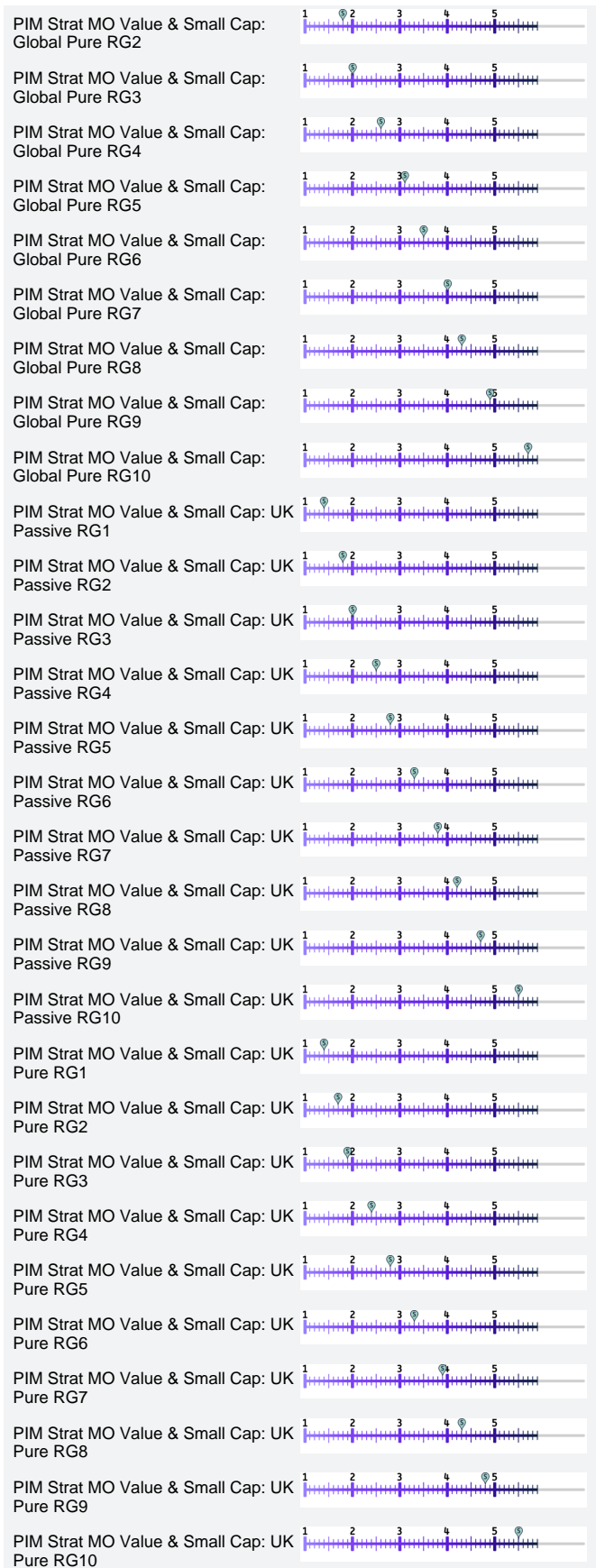



Parmenion




Parmenion





QUILTER CHEVIOT
INVESTMENT MANAGEMENT



Quilter



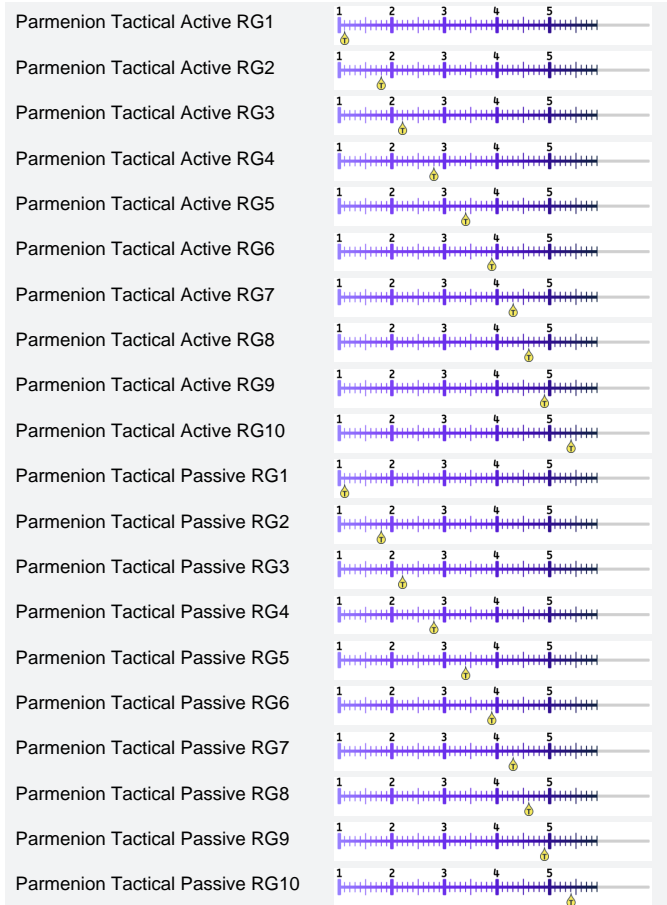
RATHBONES




RATHBONES



Parmenion



Parmenion



RGMAP Defensive Growth	
RGMAP Strategic Growth	
RGMAP Dynamic Growth	



RL Governed Portfolio 1 (l)	
RL Governed Portfolio 2	
RL Governed Portfolio 3 (s)	
RL Governed Portfolio 4 (l)	
RL Governed Portfolio 5	
RL Governed Portfolio 6 (s)	
RL Governed Portfolio 7 (l)	
RL Governed Portfolio 8	
RL Governed Portfolio 9 (s)	
RL GRIP 1	
RL GRIP 2	
RL GRIP 3	
RL GRIP 4	
RL GRIP 5	
RLP Deposit	
RLP Global High Yield Bond	
RLP Global Managed	
RLP Property	
RLP Short Duration Global High Yield	
RLP Sterling Extra Yield Bond	
RLP UK Corporate Bond	
RLP Global Corporate Bond	
RLP Short Duration UK Corporate Bond	
RLP UK Index Linked	
RLP Short Duration Global Index Linked	
RLP UK Government Bond	
RLP Global Government Bond	
RLP Short Duration UK Government Bond	
Royal London Sustainable Managed Growth Trust	
Royal London Sustainable Managed Income Trust	
Royal London Sustainable World Trust	
Royal London Sustainable Diversified Trust	
Royal London Sustainable Leaders Trust	

Premier Managed Portfolio Service Capital Builder Portfolio	
Premier Managed Portfolio Service Capital Builder Plus Portfolio	
Premier Managed Portfolio Service Conservative Portfolio	
Premier Managed Portfolio Service Balanced Portfolio	
Premier Managed Portfolio Service Balanced Plus Portfolio	
Premier Managed Portfolio Service Growth Portfolio	
Premier Managed Portfolio Service Growth Plus Portfolio	
Premier Managed Portfolio Svs Dynamic Growth Portfolio	
Premier Managed Portfolio Service Income and Growth Portfolio	
Premier Managed Portfolio Service Income Portfolio	
Premier Managed Portfolio Service High Income Portfolio	
Premier Miton Diversified Sustainable Growth	
Premier Miton Cautious Monthly Income Fund	
Premier Miton Cautious Multi Asset Fund	
Premier Miton Defensive Multi Asset Fund	
Risk Profiled - Premier Miton Multi-Asset Absolute Return Fund	
Risk Profiled - Premier Miton Multi-Asset Distribution Fund	
Risk Profiled - Premier Miton Multi-Asset Global Growth Fund	
Risk Profiled - Premier Miton Multi-Asset Growth & Income Fund	
Risk Profiled - Premier Miton Multi-Asset Monthly Income Fund	
Single Strategy - Diversified Balanced Growth Fund	
Single Strategy - Diversified Cautious Growth Fund	
Single Strategy - Diversified Dynamic Growth Fund	
Single Strategy - Diversified Growth Fund	
Single Strategy - Diversified Income Fund	
Risk Targeted Solutions - Premier Miton Liberation IV Fund	
Risk Targeted Solutions - Premier Miton Liberation V Fund	
Risk Targeted Solutions - Premier Miton Liberation VI Fund	
Risk Targeted Solutions - Premier Miton Liberation VII Fund	



Royal London Global Sustainable Equity Fund



RSMR Portfolio Services

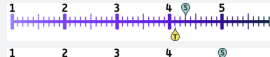
RSMR Responsible Cautious



RSMR Responsible Balanced



RSMR Responsible Growth



RSMR Responsible Dynamic



Schroders

Schroder MM Diversity



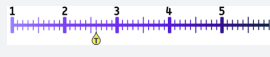
Schroder Monthly Income



Schroder Managed Balanced



Schroder Sustainable Future Multi-Asset



Schroder Blended Portfolio 3



Schroder Blended Portfolio 4



Schroder Blended Portfolio 5



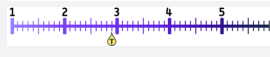
Schroder Blended Portfolio 6



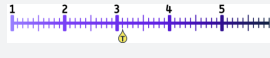
Schroder Blended Portfolio 7



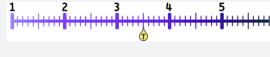
Schroder Global Multi-Asset Cautious Portfolio



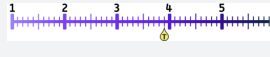
Schroder Global Multi-Asset Moderately Cautious Portfolio



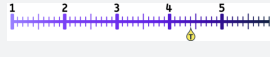
Schroder Global Multi-Asset Balanced Portfolio



Schroder Global Multi-Asset Growth Portfolio



Schroder Global Multi-Asset Adventurous Portfolio



Schroder Active MPS 3



Schroder Active MPS 4



Schroder Active MPS 5



Schroder Active MPS 6



Schroder Active MPS 7



Schroder Strategic Index MPS 3



Schroder Strategic Index MPS 4



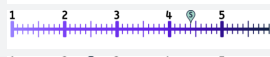
Schroder Strategic Index MPS 5



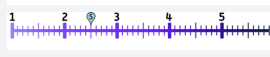
Schroder Strategic Index MPS 6



Schroder Strategic Index MPS 7



Schroder Sustainable MPS 3



Schroder Sustainable MPS 4



Schroder Sustainable MPS 5

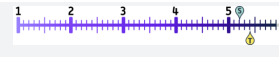


Schroder Sustainable MPS 6



Quilter Investors

Quilter Investors Cirilium Adventurous Blend Portfolio



Quilter Investors Cirilium Balanced Blend Portfolio



Quilter Investors Cirilium Conservative Blend Portfolio



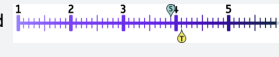
Quilter Investors Cirilium Dynamic Blend Portfolio



Quilter Investors Cirilium Moderate Blend Portfolio



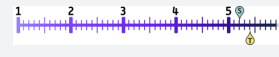
Quilter Investors Monthly Income and Growth Portfolio



Quilter Investors Monthly Income Portfolio



Quilter Investors Cirilium Adventurous Portfolio



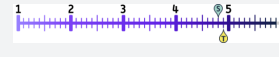
Quilter Investors Cirilium Balanced Portfolio



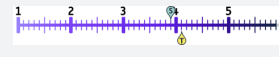
Quilter Investors Cirilium Conservative Portfolio



Quilter Investors Cirilium Dynamic Portfolio



Quilter Investors Cirilium Moderate Portfolio



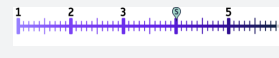
Quilter Investors Cirilium Conservative Passive



Quilter Investors Cirilium Balanced Passive



Quilter Investors Cirilium Moderate Passive



Quilter Investors Cirilium Dynamic Passive



Quilter Investors Cirilium Adventurous Passive



Quilter Investors Creation Adventurous Portfolio



Quilter Investors Creation Balanced Portfolio



Quilter Investors Creation Conservative Portfolio



Quilter Investors Creation Dynamic Portfolio

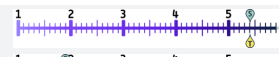


Quilter Investors Creation Moderate Portfolio



Quilter

WealthSelect Managed Active 10



WealthSelect Managed Active 3



WealthSelect Managed Active 4



WealthSelect Managed Active 5



WealthSelect Managed Active 6

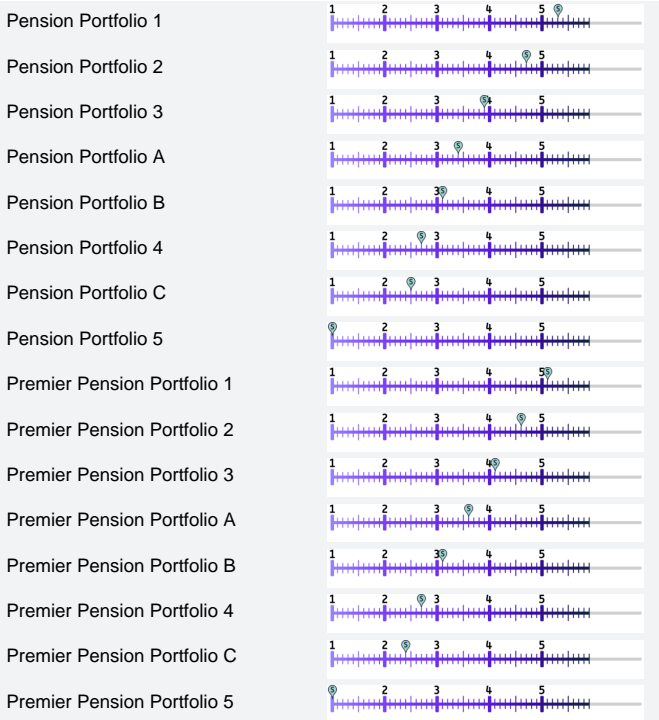


WealthSelect Managed Active 7






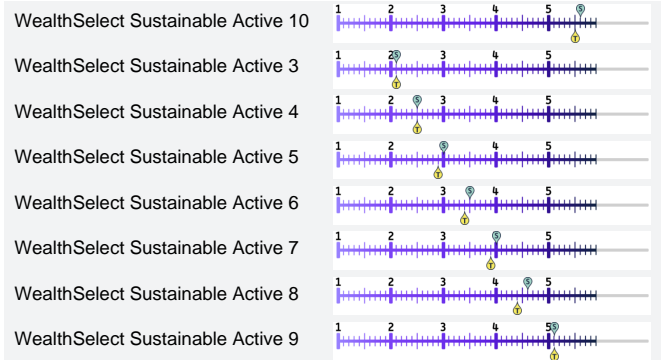
SCOTTISH WIDOWS



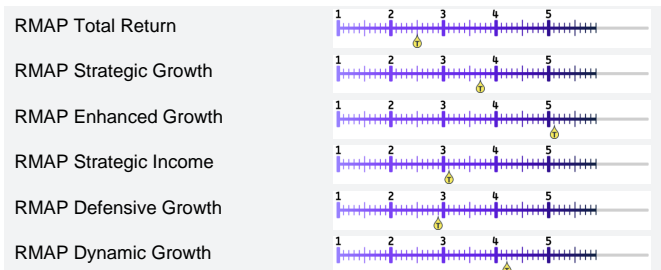
abrdn

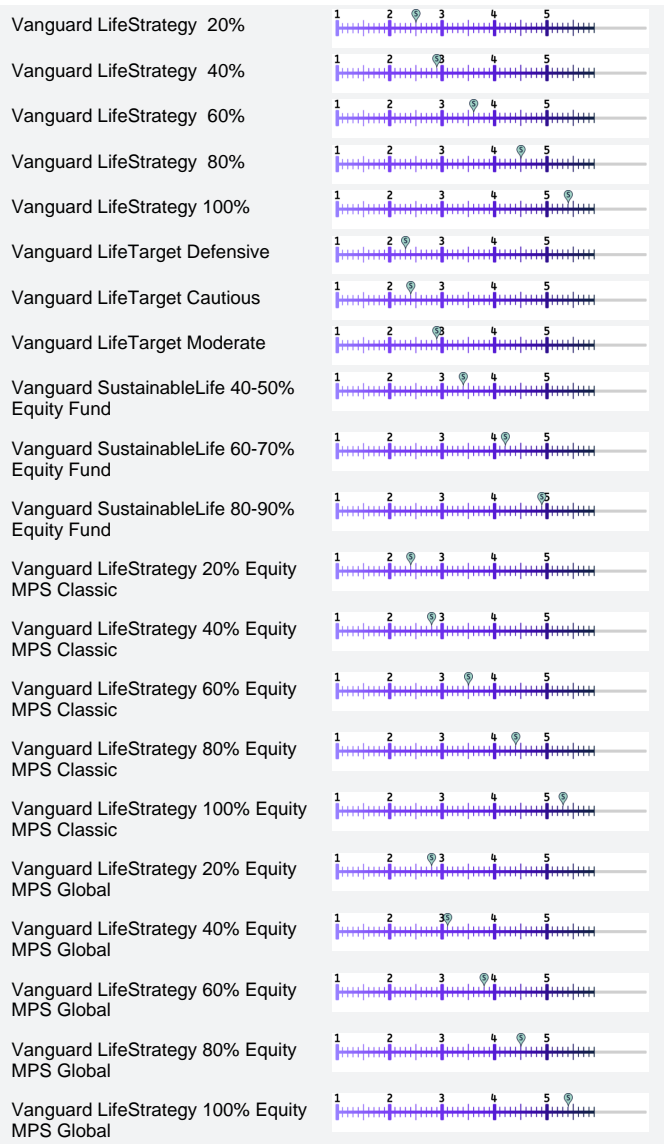
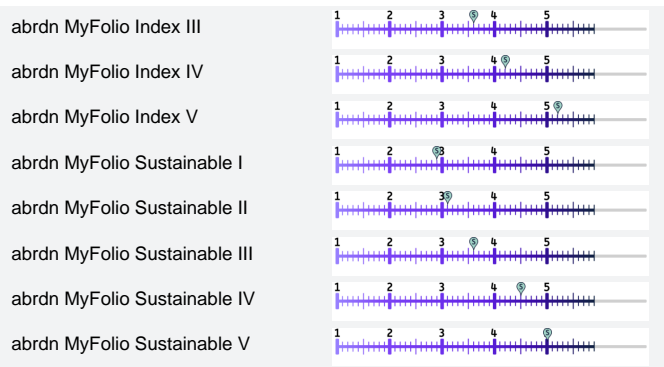


Quilter



RATHBONES

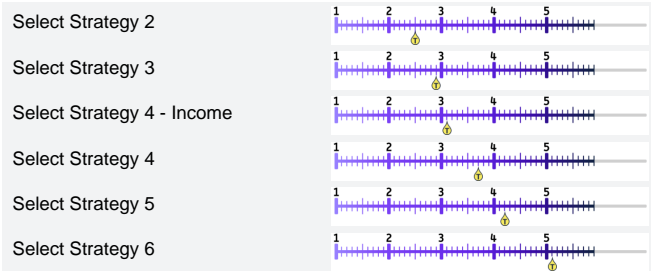




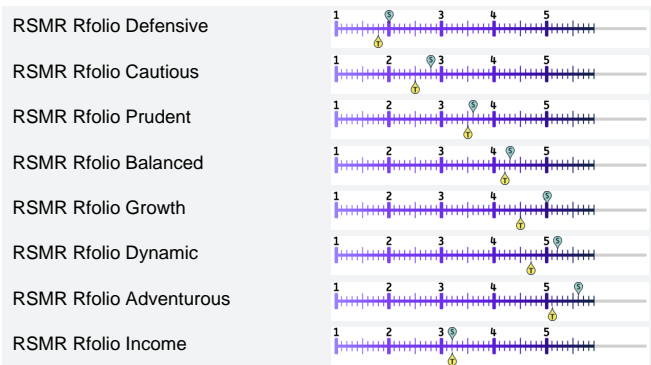
WAVERTON
INVESTMENT MANAGEMENT




RATHBONES




RSMR Portfolio Services

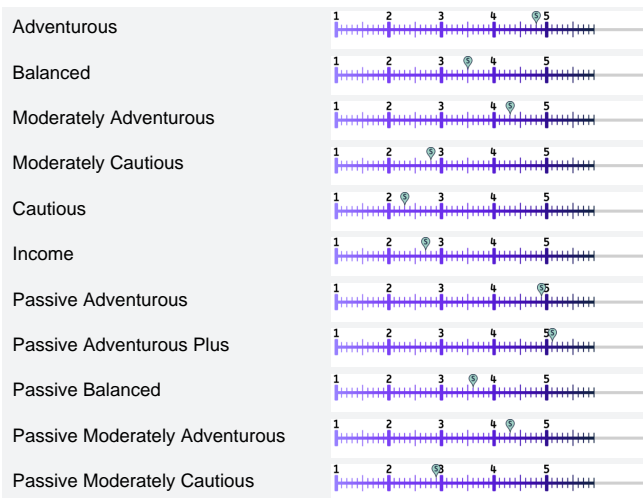


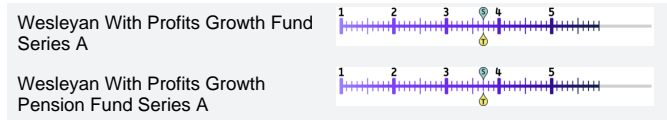
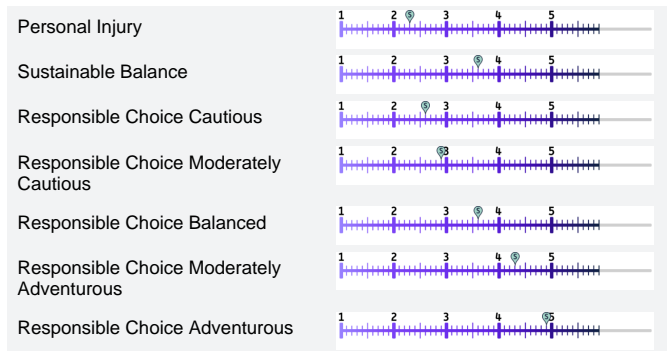


Russell Investments



TIM

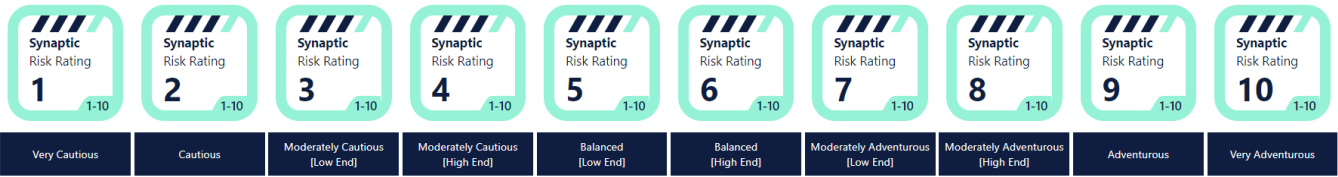




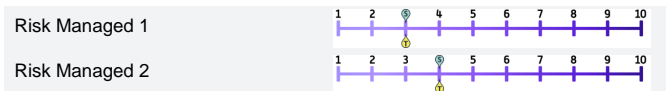


(s) These portfolios were constructed with short investment timelines (5 year) in mind.

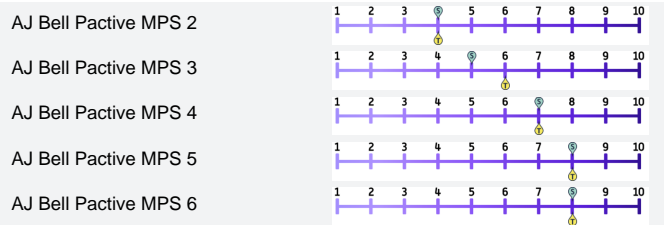
(l) These portfolios were constructed with longer investment timelines (15 year) in mind. Otherwise Synaptic Risk Ratings assume a 10 year investment horizon. You should consult Royal London directly for further information before recommending.

About the service: Synaptic Risk Ratings are worked out by analysing the underlying asset classes within the fund or portfolio. Synaptic Software have requested asset allocation information from participating providers in a specific format aligned to the risk framework of the system. These asset classes are used by the model to determine the risk rating, a process that may result in a level of approximation though in most cases this will be insignificant. It is also possible that certain asset classes may not be represented exactly in the manner that providers would prefer. Reasonable endeavours are made to provide accuracy and consistency, however neither participating providers nor Synaptic Software can be held responsible for any errors or omissions. No recommendation should be made solely on the basis of the Synaptic Risk Ratings, and additional research should be undertaken for any case. This service is intended for use by investment professionals only.



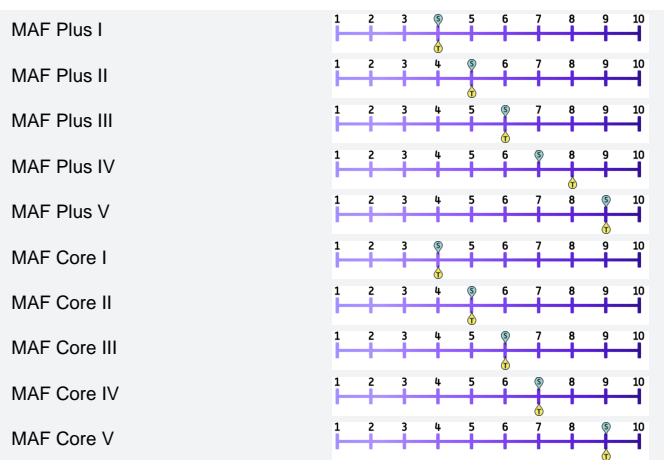
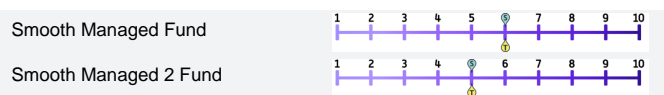
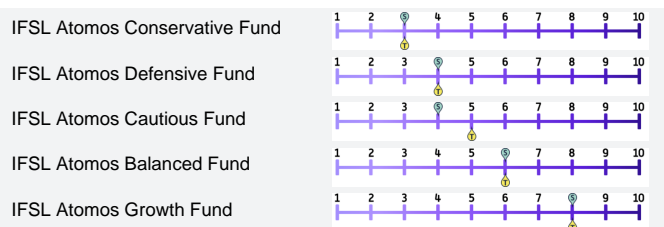
Synaptic Risk rating based on Strategic Asset Allocation Tactical Asset Allocation



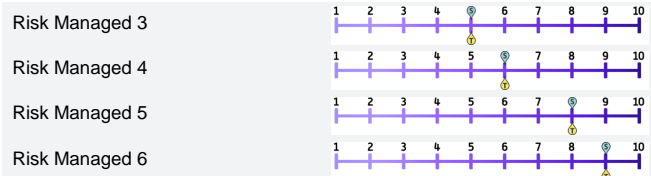
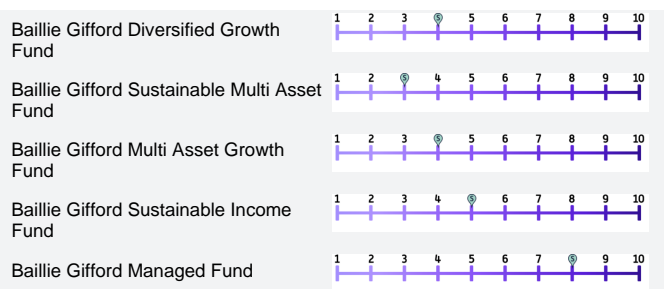


atomos

wealth & financial wellbeing




Baillie Gifford™




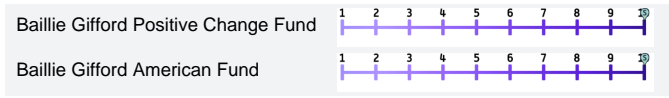
BNY MELLON

INVESTMENT MANAGEMENT


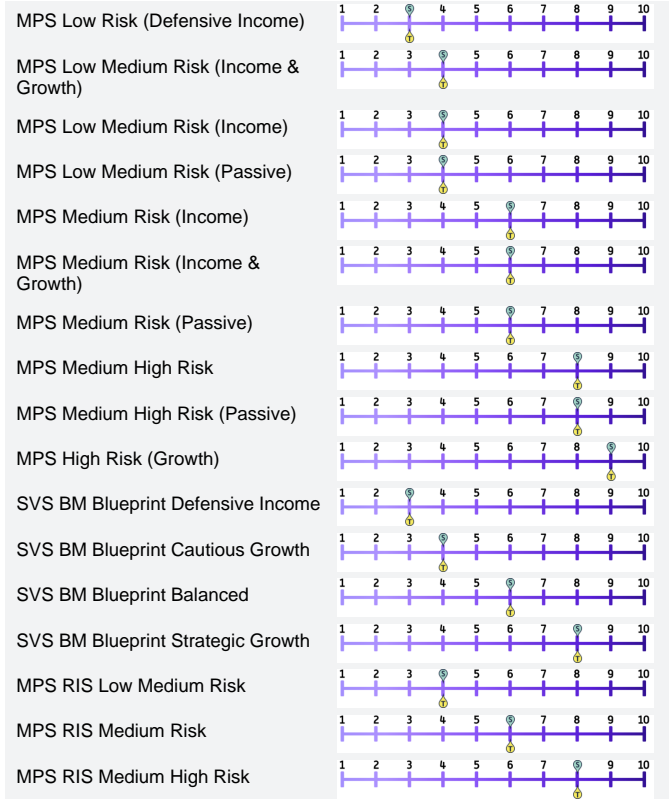


Brewin Dolphin

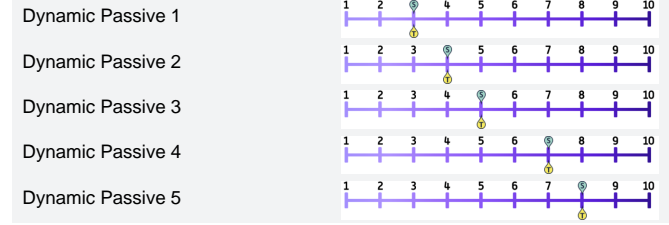




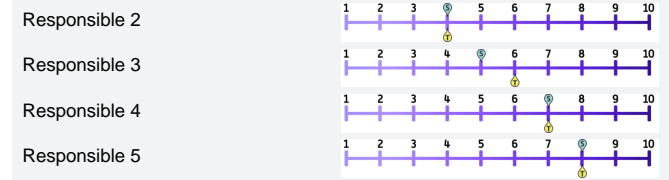
BM BROOKS MACDONALD



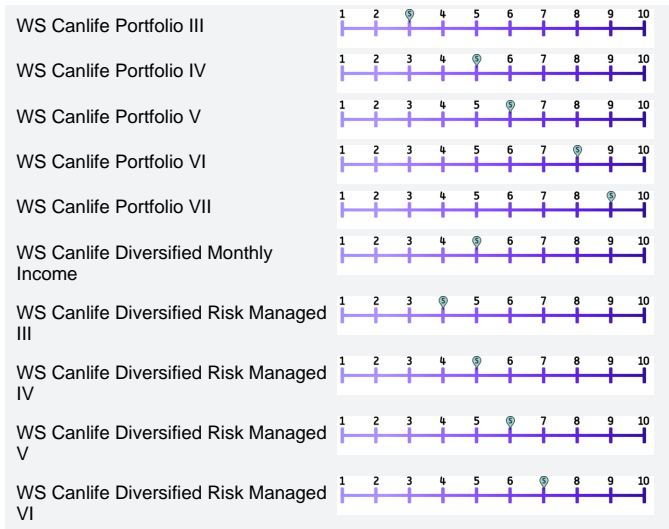
CHARLES STANLEY



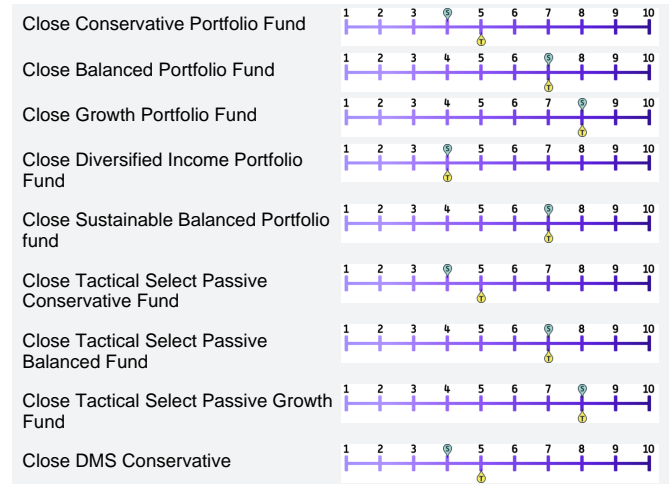
CHARLES STANLEY



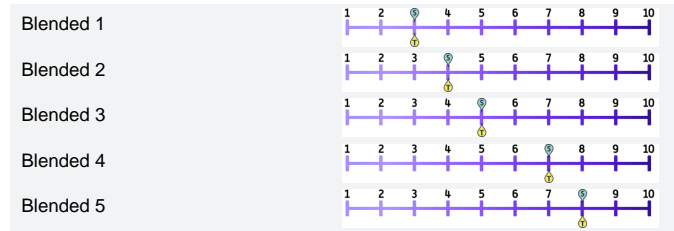
canada life Asset Management




Close Brothers Asset Management



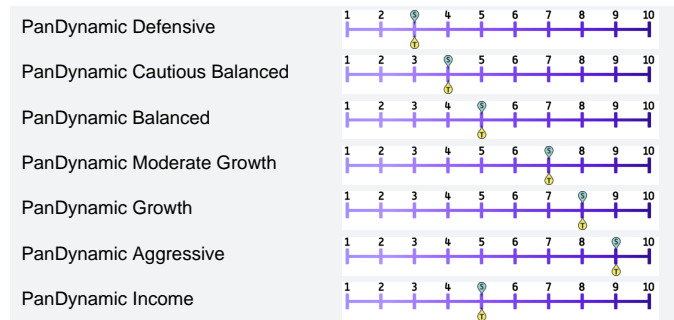
CHARLES STANLEY



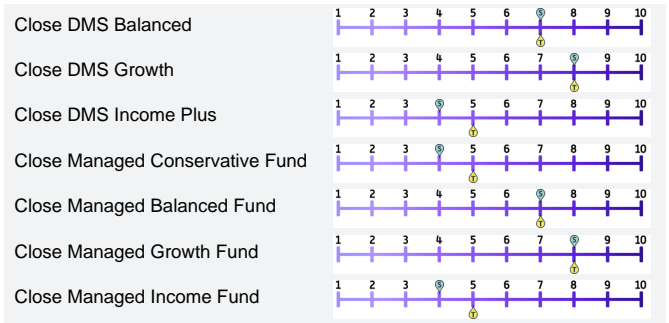
CHARLES STANLEY




CHARLES STANLEY




COLUMBIA THREADNEEDLE INVESTMENTS



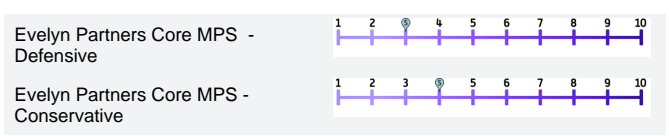
CORRIVAL CAPITAL MANAGEMENT



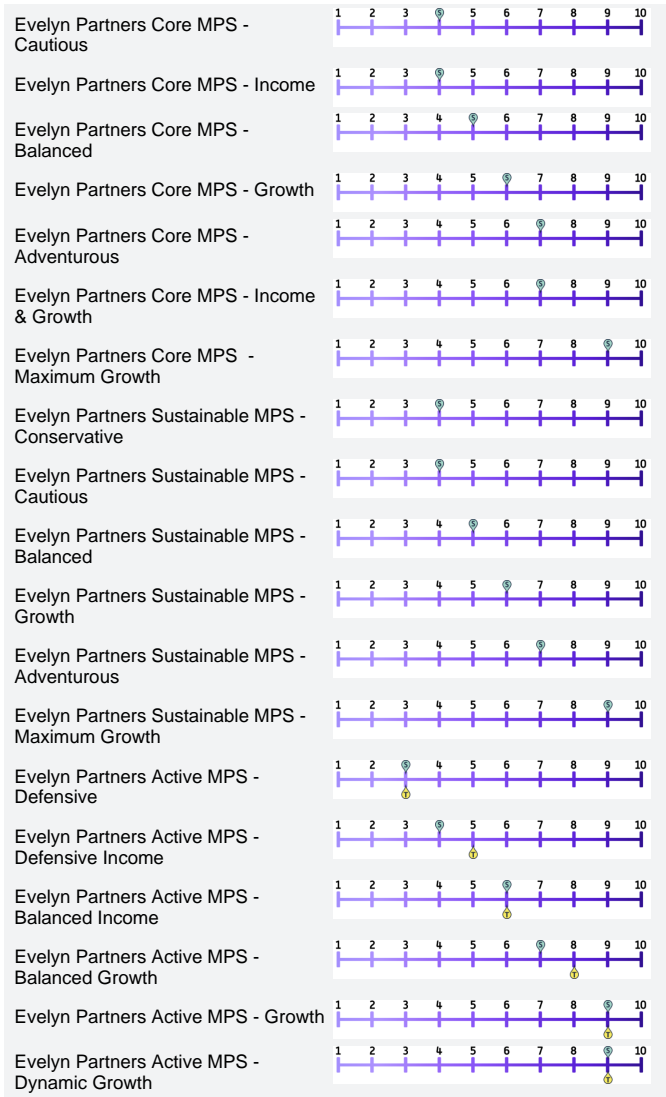

ebi evidence based investing



evelyn PARTNERS

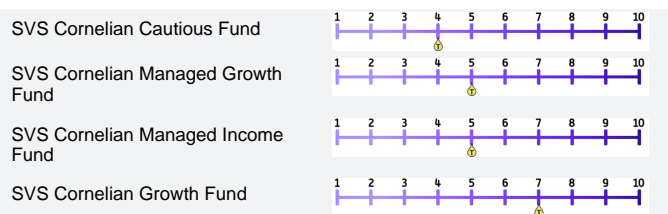


Synaptic




Cornelian

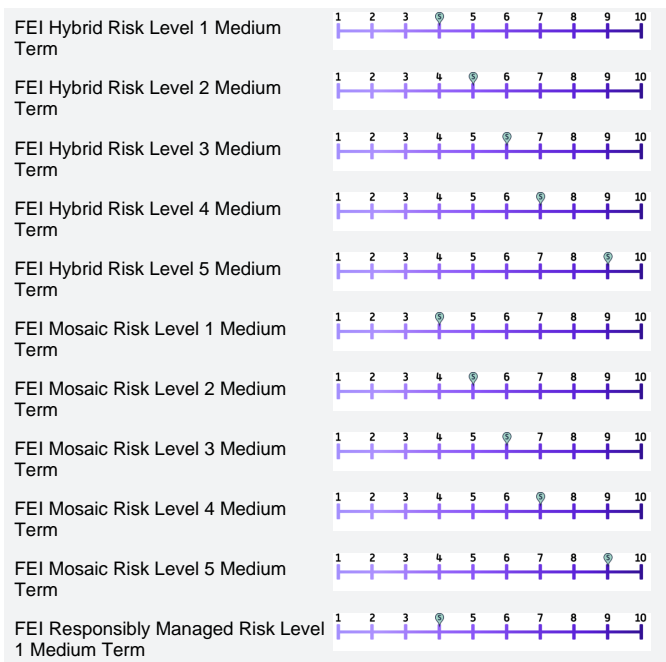
Part of the Brooks Macdonald Group



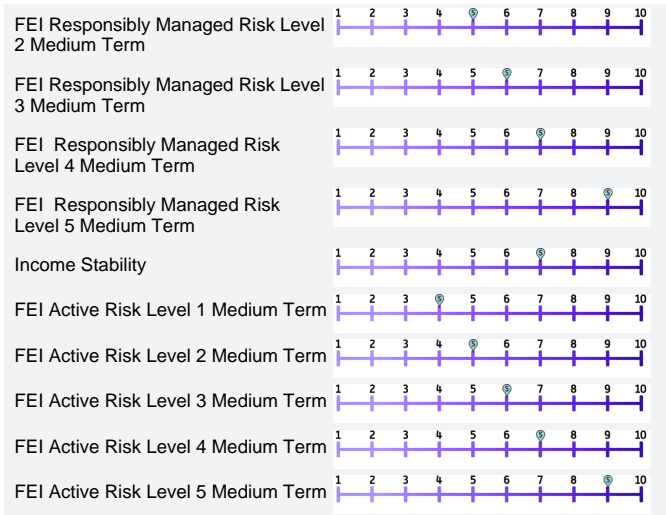
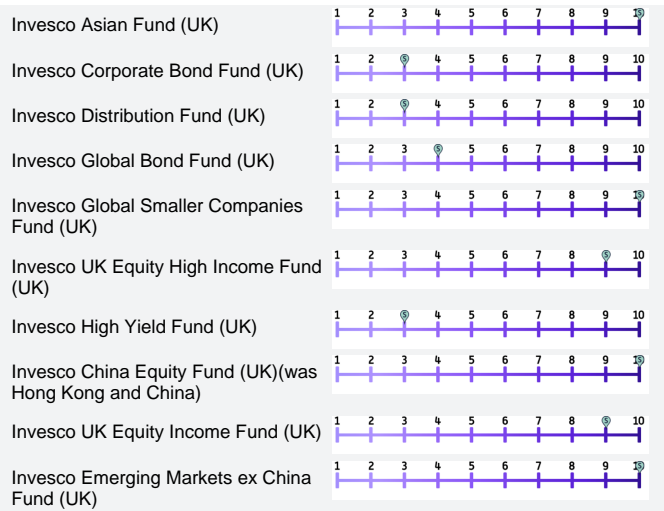
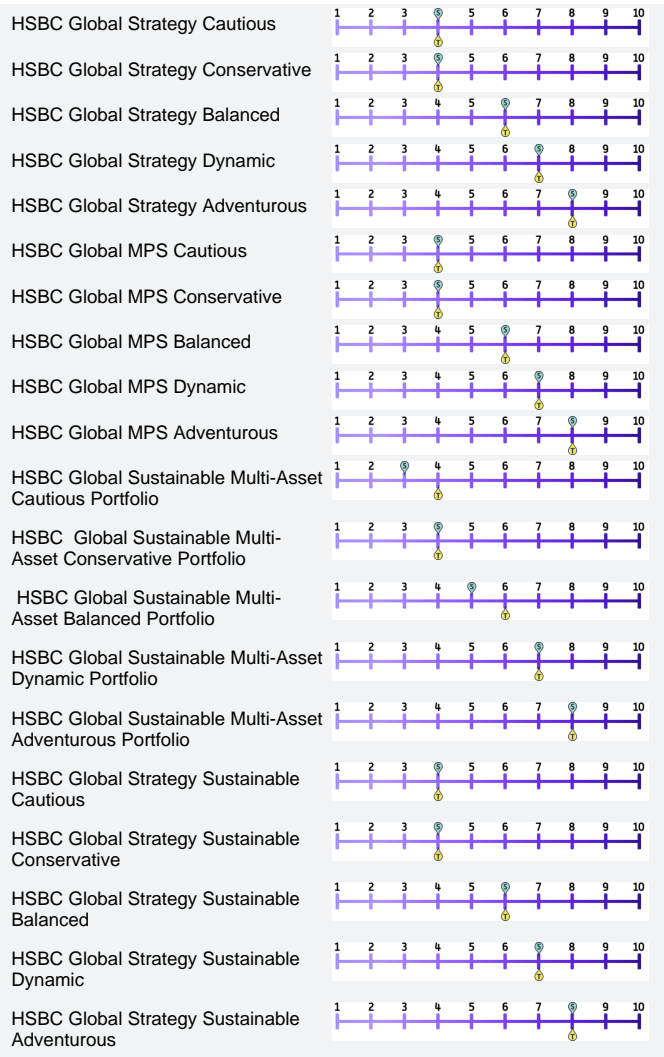



Dimensional



FE Investments

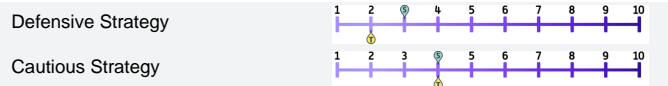




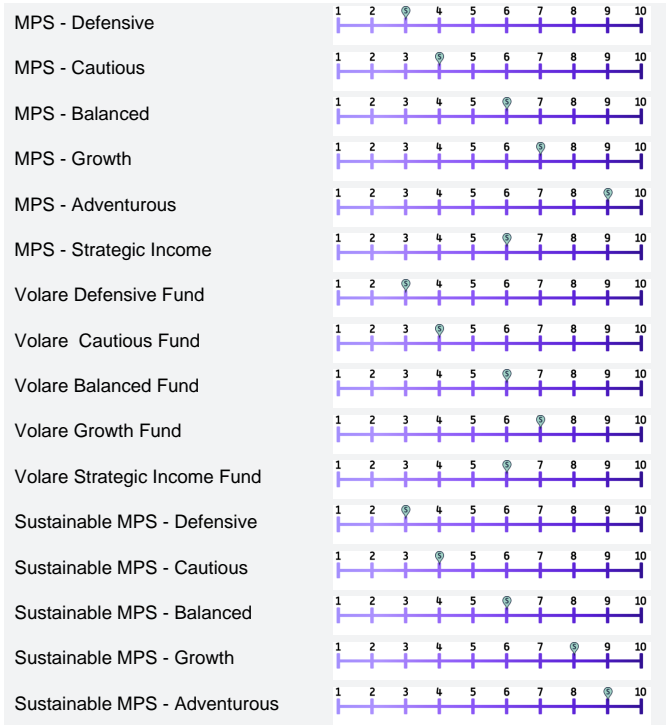
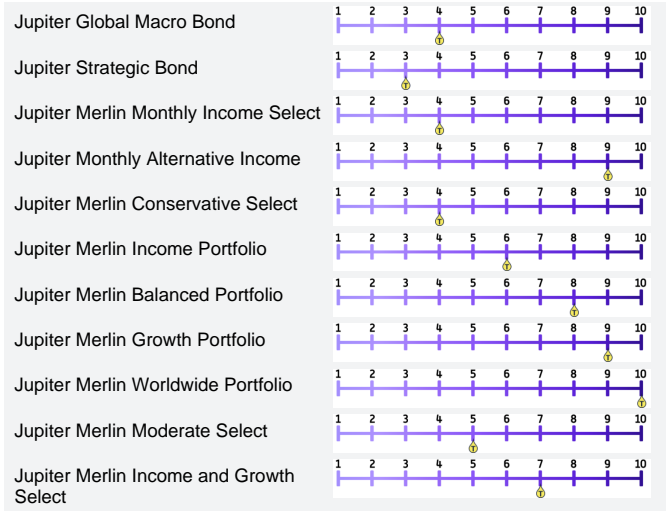


RATHBONES

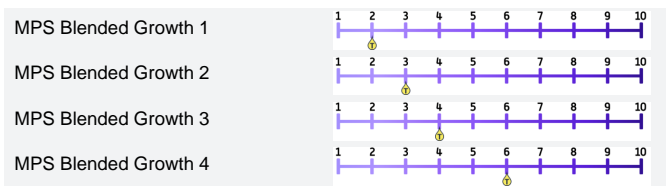
Incorporating
Investec Wealth &
Investment (UK)



Jupiter




LIONTRUST

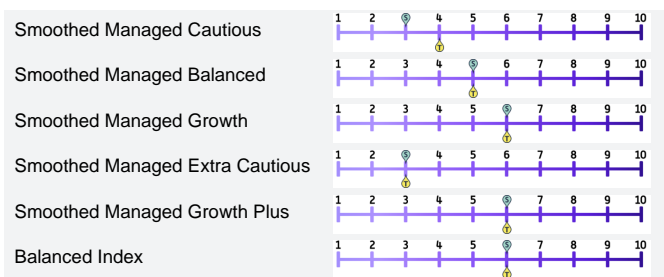
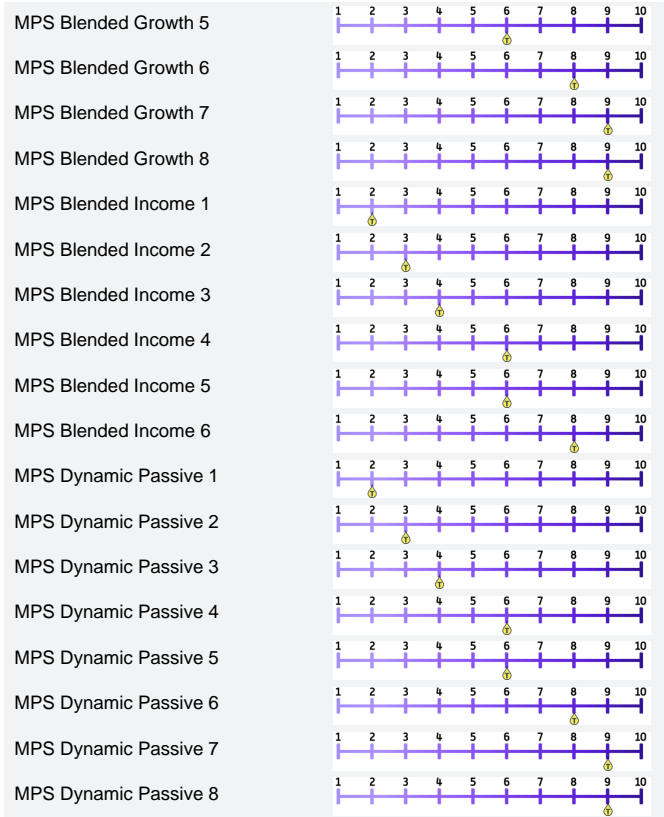
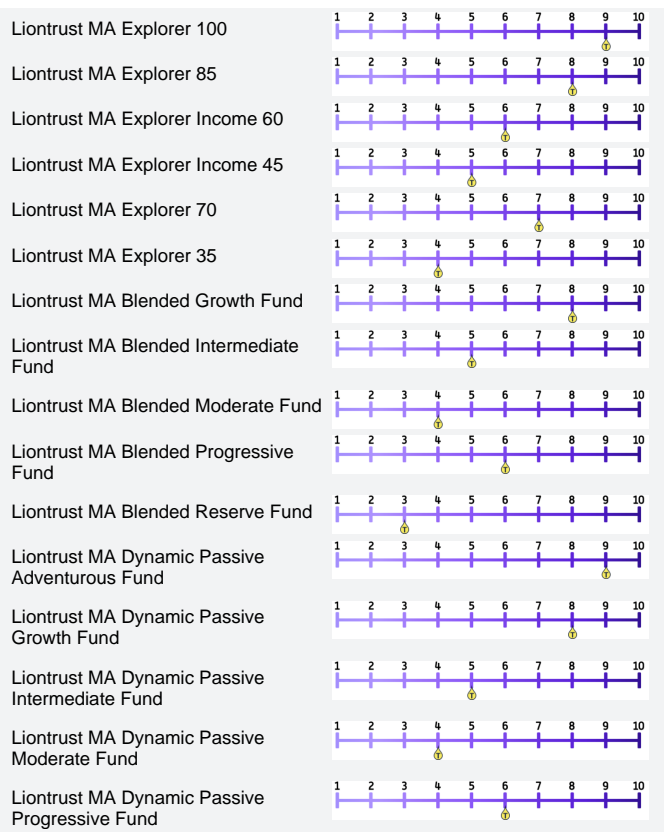




L&G



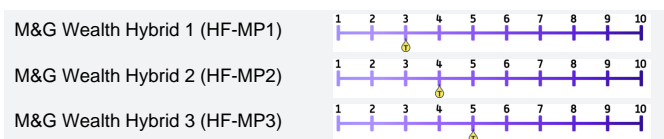
LIONTRUST



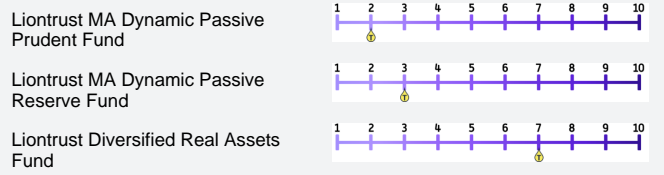
M&G Investments



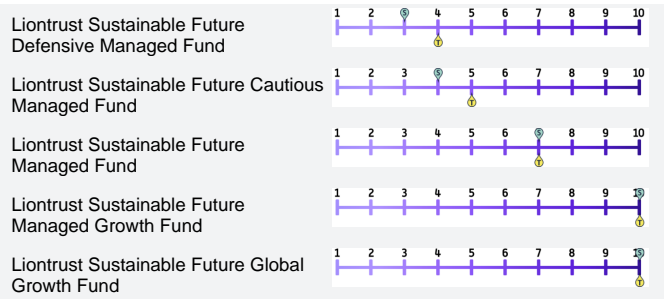
M&G wealth



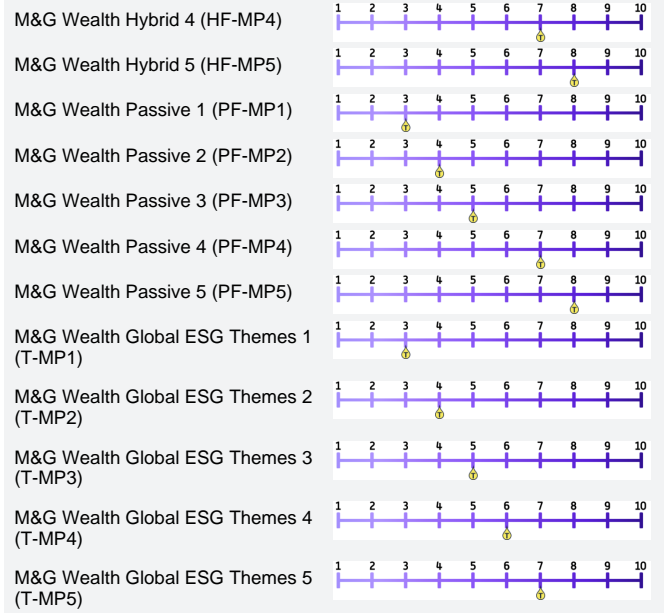
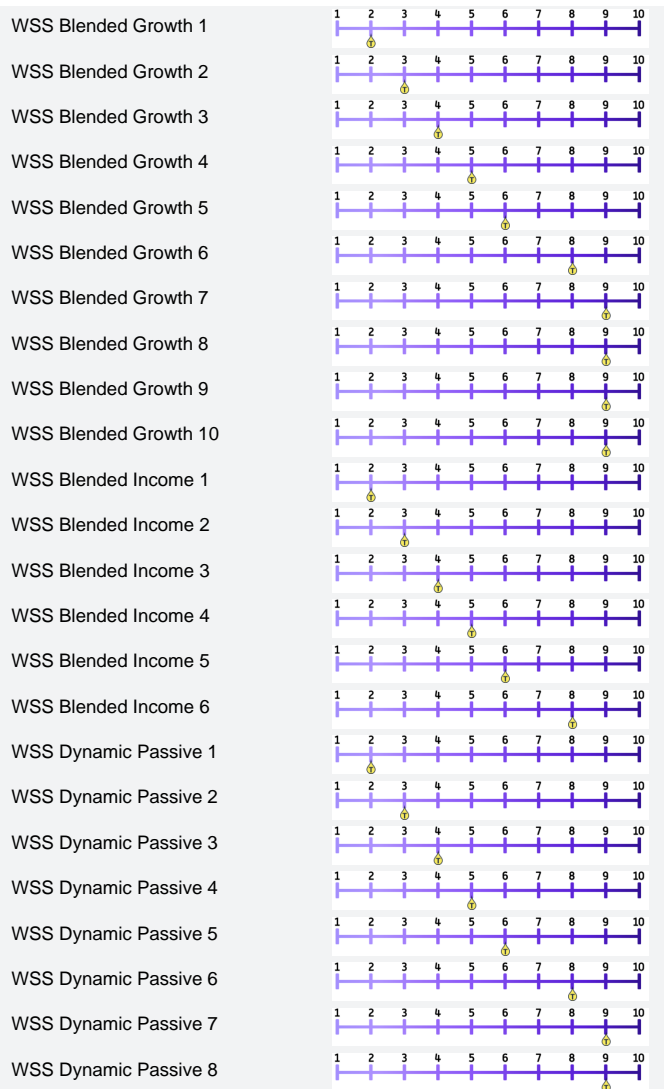
Synaptic



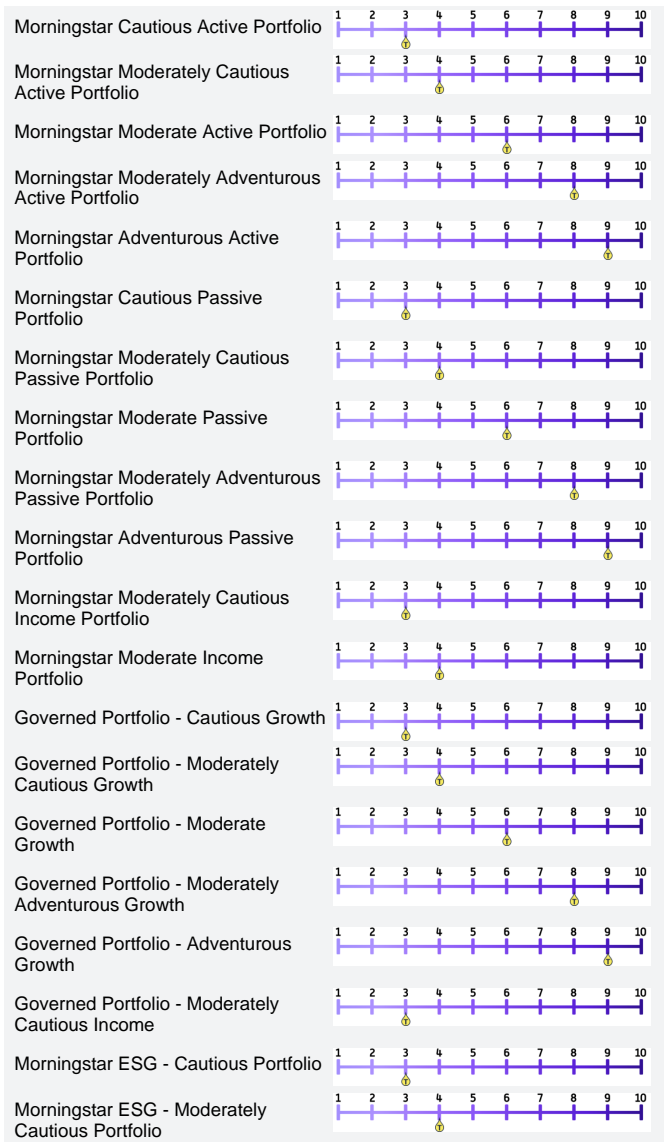
LIONTRUST




LIONTRUST




MORNINGSTAR Wealth



WSS Dynamic Passive 9



WSS Dynamic Passive 10




Parmenion


Parmenion Ethical A RG1




Parmenion Ethical A RG2



Parmenion Ethical A RG3




Parmenion Ethical A RG4




Parmenion Ethical A RG5




Parmenion Ethical A RG6




Parmenion Ethical A RG7




Parmenion Ethical A RG8




Parmenion Ethical A RG9




Parmenion Ethical A RG10




Parmenion Ethical B RG1




Parmenion Ethical B RG2



Parmenion Ethical B RG3




Parmenion Ethical B RG4




Parmenion Ethical B RG5



Parmenion Ethical B RG6




Parmenion Ethical B RG7



Parmenion Ethical B RG8



Parmenion Ethical B RG9



Parmenion Ethical B RG10



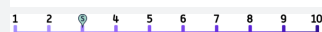
Parmenion Ethical C RG1




Parmenion Ethical C RG2



Parmenion Ethical C RG3




Parmenion Ethical C RG4



Parmenion Ethical C RG5



Parmenion Ethical C RG6




Parmenion Ethical C RG7




Parmenion Ethical C RG8




Parmenion Ethical C RG9




Parmenion Ethical C RG10




Parmenion Ethical D RG1




Parmenion Ethical D RG2



Parmenion Ethical D RG3




Parmenion Ethical D RG4



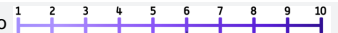
Parmenion Ethical D RG5



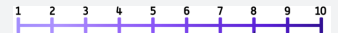
Parmenion Ethical D RG6



Morningstar ESG - Moderate Portfolio



Morningstar ESG - Moderately Adventurous Portfolio



Morningstar ESG - Adventurous Portfolio



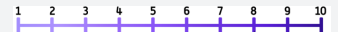
CG Morningstar Multi-Asset 40



CG Morningstar Multi-Asset 60



CG Morningstar Multi-Asset 80



CG Morningstar Multi-Asset 20



Morningstar Blended Cautious Portfolio



Morningstar Blended Moderately Cautious Portfolio



Morningstar Blended Moderate Portfolio



Morningstar Blended Moderately Adventurous Portfolio



Morningstar Blended Adventurous Portfolio



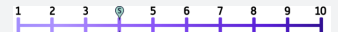
Diversified Income Fund



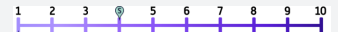
Global Multi Asset Sustainable Growth Fund



Global Income Opportunities Fund




MAP



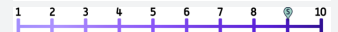
Global Macro Allocation Fund



UK Special Situations



UK Alpha



Global Strategic Equity



Parmenion

Parmenion Conviction RG1



Parmenion Conviction RG2



Parmenion Conviction RG3



Parmenion Conviction RG4



Parmenion Conviction RG5



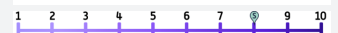
Parmenion Conviction RG6



Parmenion Conviction RG7



Parmenion Conviction RG8



Parmenion Conviction RG9



Parmenion Conviction RG10



Parmenion Ethical D RG7	
Parmenion Ethical D RG8	
Parmenion Ethical D RG9	
Parmenion Ethical D RG10	

Parmenion

Parmenion Guardian RG1	
Parmenion Guardian RG2	
Parmenion Guardian RG3	
Parmenion Guardian RG4	
Parmenion Guardian RG5	
Parmenion Guardian RG6	
Parmenion Guardian RG7	
Parmenion Guardian RG8	
Parmenion Guardian RG9	
Parmenion Guardian RG10	



Standard Life Future Advantage 1 Pension Fund	
Standard Life Future Advantage 2 Pension Fund	
Standard Life Future Advantage 3 Pension Fund	
Standard Life Future Advantage 4 Pension Fund	
Standard Life Future Advantage 5 Pension Fund	
Standard Life Sustainable Multi Asset Growth Pension Fund	
Standard Life Smoothed Return Pension Fund	



PruFund Cautious	
PruFund Protected Cautious	
PruFund Growth	
PruFund Protected Growth	
PruFund Risk Managed 1	
PruFund Risk Managed 2	
PruFund Risk Managed 3	
PruFund Risk Managed 4	


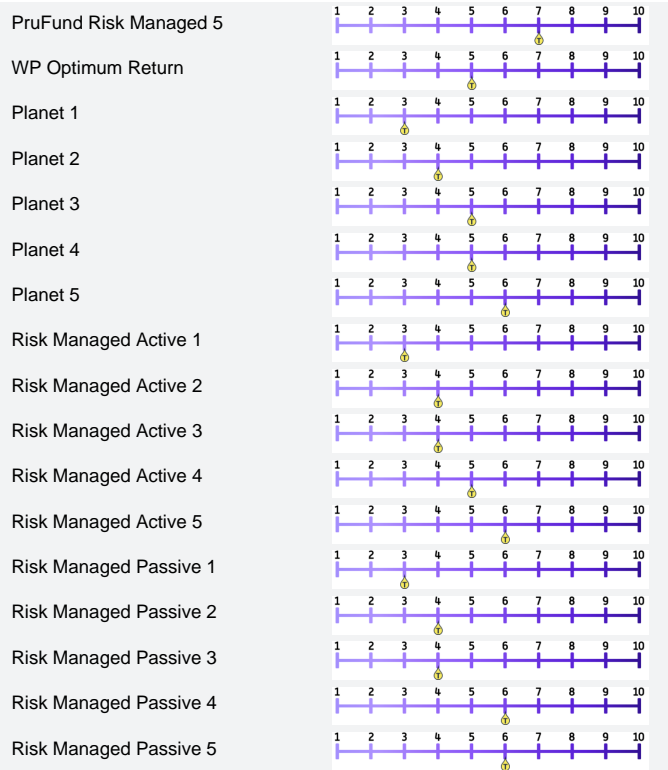
Parmenion

Parmenion Multi Option Active RG1	
Parmenion Multi Option Active RG2	
Parmenion Multi Option Active RG3	
Parmenion Multi Option Active RG4	
Parmenion Multi Option Active RG5	
Parmenion Multi Option Active RG6	
Parmenion Multi Option Active RG7	
Parmenion Multi Option Active RG8	
Parmenion Multi Option Active RG9	
Parmenion Multi Option Active RG10	
Parmenion Multi Option Passive RG1	
Parmenion Multi Option Passive RG2	
Parmenion Multi Option Passive RG3	
Parmenion Multi Option Passive RG4	
Parmenion Multi Option Passive RG5	
Parmenion Multi Option Passive RG6	
Parmenion Multi Option Passive RG7	
Parmenion Multi Option Passive RG8	
Parmenion Multi Option Passive RG9	
Parmenion Multi Option Passive RG10	


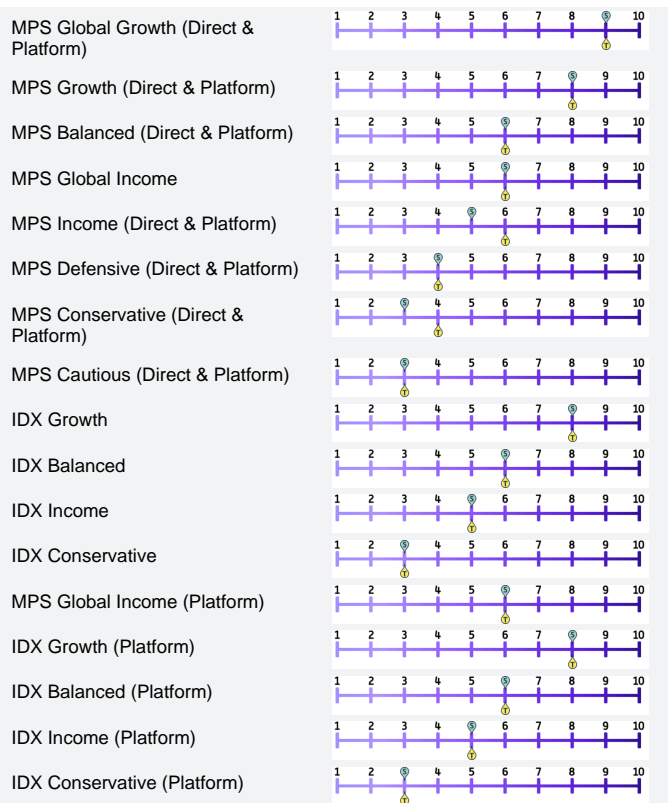
Parmenion

PIM Strat MO Value & Small Cap: Global Passive RG1	
PIM Strat MO Value & Small Cap: Global Passive RG2	
PIM Strat MO Value & Small Cap: Global Passive RG3	
PIM Strat MO Value & Small Cap: Global Passive RG4	
PIM Strat MO Value & Small Cap: Global Passive RG5	
PIM Strat MO Value & Small Cap: Global Passive RG6	
PIM Strat MO Value & Small Cap: Global Passive RG7	
PIM Strat MO Value & Small Cap: Global Passive RG8	
PIM Strat MO Value & Small Cap: Global Passive RG9	
PIM Strat MO Value & Small Cap: Global Passive RG10	
PIM Strat MO Value & Small Cap: Global Pure RG1	

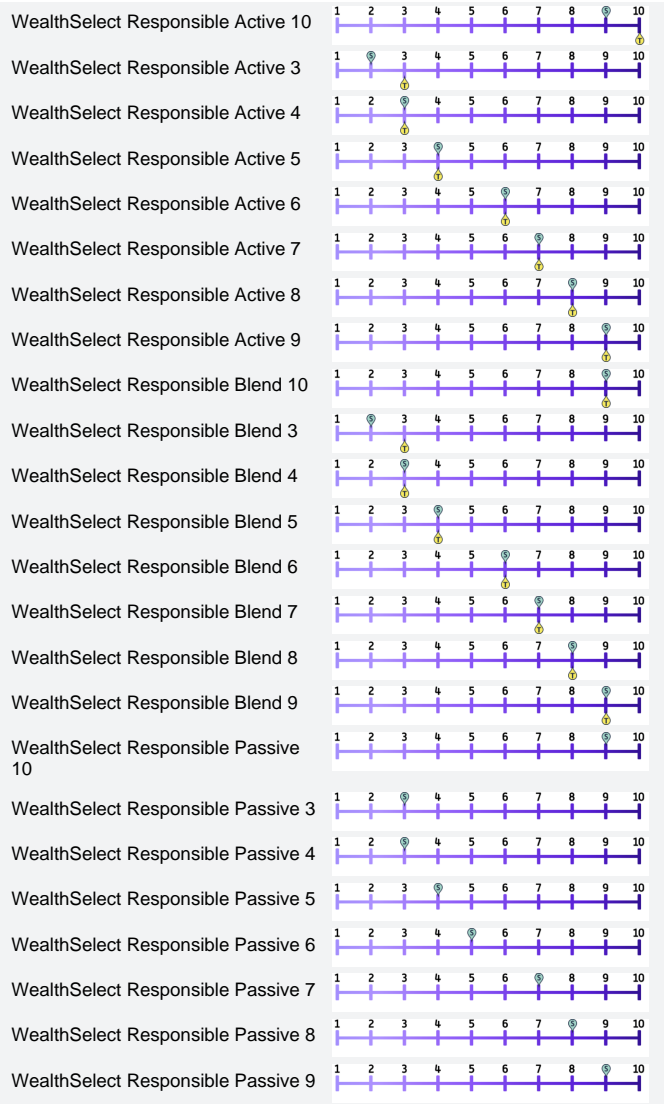




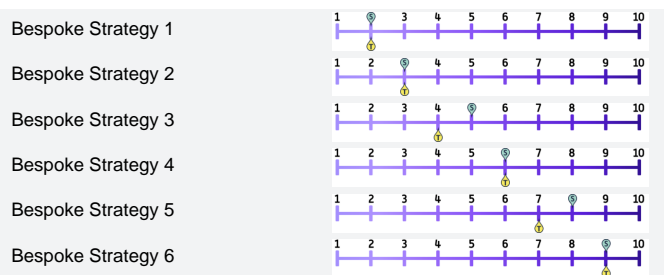
QUILTER CHEVIOT
INVESTMENT MANAGEMENT



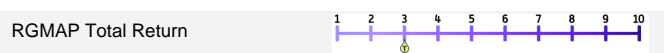
Quilter




RATHBONES




RATHBONES



Parmenion



Parmenion



RGMAP Defensive Growth	
RGMAP Strategic Growth	
RGMAP Dynamic Growth	



RL Governed Portfolio 1 (l)	
RL Governed Portfolio 2	
RL Governed Portfolio 3 (s)	
RL Governed Portfolio 4 (l)	
RL Governed Portfolio 5	
RL Governed Portfolio 6 (s)	
RL Governed Portfolio 7 (l)	
RL Governed Portfolio 8	
RL Governed Portfolio 9 (s)	
RL GRIP 1	
RL GRIP 2	
RL GRIP 3	
RL GRIP 4	
RL GRIP 5	
RLP Deposit	
RLP Global High Yield Bond	
RLP Global Managed	
RLP Property	
RLP Short Duration Global High Yield	
RLP Sterling Extra Yield Bond	
RLP UK Corporate Bond	
RLP Global Corporate Bond	
RLP Short Duration UK Corporate Bond	
RLP UK Index Linked	
RLP Short Duration Global Index Linked	
RLP UK Government Bond	
RLP Global Government Bond	
RLP Short Duration UK Government Bond	
Royal London Sustainable Managed Growth Trust	
Royal London Sustainable Managed Income Trust	
Royal London Sustainable World Trust	
Royal London Sustainable Diversified Trust	
Royal London Sustainable Leaders Trust	



Premier Managed Portfolio Service Capital Builder Portfolio	
Premier Managed Portfolio Service Capital Builder Plus Portfolio	
Premier Managed Portfolio Service Conservative Portfolio	
Premier Managed Portfolio Service Balanced Portfolio	
Premier Managed Portfolio Service Balanced Plus Portfolio	
Premier Managed Portfolio Service Growth Portfolio	
Premier Managed Portfolio Service Growth Plus Portfolio	
Premier Managed Portfolio Svs Dynamic Growth Portfolio	
Premier Managed Portfolio Service Income and Growth Portfolio	
Premier Managed Portfolio Service Income Portfolio	
Premier Managed Portfolio Service High Income Portfolio	
Premier Miton Diversified Sustainable Growth	
Premier Miton Cautious Monthly Income Fund	
Premier Miton Cautious Multi Asset Fund	
Premier Miton Defensive Multi Asset Fund	
Risk Profiled - Premier Miton Multi-Asset Absolute Return Fund	
Risk Profiled - Premier Miton Multi-Asset Distribution Fund	
Risk Profiled - Premier Miton Multi-Asset Global Growth Fund	
Risk Profiled - Premier Miton Multi-Asset Growth & Income Fund	
Risk Profiled - Premier Miton Multi-Asset Monthly Income Fund	
Single Strategy - Diversified Balanced Growth Fund	
Single Strategy - Diversified Cautious Growth Fund	
Single Strategy - Diversified Dynamic Growth Fund	
Single Strategy - Diversified Growth Fund	
Single Strategy - Diversified Income Fund	
Risk Targeted Solutions - Premier Miton Liberation IV Fund	
Risk Targeted Solutions - Premier Miton Liberation V Fund	
Risk Targeted Solutions - Premier Miton Liberation VI Fund	
Risk Targeted Solutions - Premier Miton Liberation VII Fund	



Royal London Global Sustainable Equity Fund

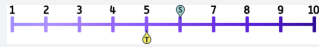


RSMR Portfolio Services

RSMR Responsible Cautious



RSMR Responsible Balanced



RSMR Responsible Growth



RSMR Responsible Dynamic



Schroders

Schroder MM Diversity



Schroder Monthly Income



Schroder Managed Balanced



Schroder Sustainable Future Multi-Asset



Schroder Blended Portfolio 3



Schroder Blended Portfolio 4



Schroder Blended Portfolio 5



Schroder Blended Portfolio 6



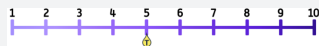
Schroder Blended Portfolio 7



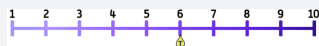
Schroder Global Multi-Asset Cautious Portfolio



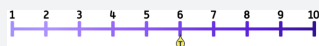
Schroder Global Multi-Asset Moderately Cautious Portfolio



Schroder Global Multi-Asset Balanced Portfolio



Schroder Global Multi-Asset Growth Portfolio



Schroder Global Multi-Asset Adventurous Portfolio



Schroder Active MPS 3



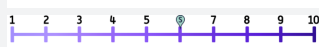
Schroder Active MPS 4



Schroder Active MPS 5



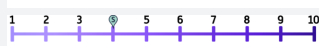
Schroder Active MPS 6



Schroder Active MPS 7



Schroder Strategic Index MPS 3



Schroder Strategic Index MPS 4



Schroder Strategic Index MPS 5



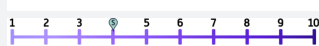
Schroder Strategic Index MPS 6



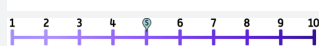
Schroder Strategic Index MPS 7




Schroder Sustainable MPS 3



Schroder Sustainable MPS 4



Schroder Sustainable MPS 5



Schroder Sustainable MPS 6

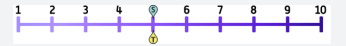


Quilter Investors

Quilter Investors Cirilium Adventurous Blend Portfolio



Quilter Investors Cirilium Balanced Blend Portfolio



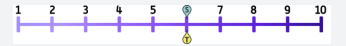
Quilter Investors Cirilium Conservative Blend Portfolio



Quilter Investors Cirilium Dynamic Blend Portfolio



Quilter Investors Cirilium Moderate Blend Portfolio



Quilter Investors Monthly Income and Growth Portfolio



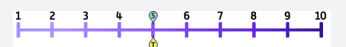
Quilter Investors Monthly Income Portfolio



Quilter Investors Cirilium Adventurous Portfolio



Quilter Investors Cirilium Balanced Portfolio



Quilter Investors Cirilium Conservative Portfolio



Quilter Investors Cirilium Dynamic Portfolio



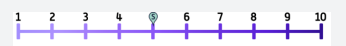
Quilter Investors Cirilium Moderate Portfolio



Quilter Investors Cirilium Conservative Passive



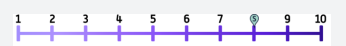
Quilter Investors Cirilium Balanced Passive



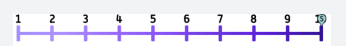
Quilter Investors Cirilium Moderate Passive



Quilter Investors Cirilium Dynamic Passive



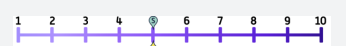
Quilter Investors Cirilium Adventurous Passive



Quilter Investors Creation Adventurous Portfolio



Quilter Investors Creation Balanced Portfolio



Quilter Investors Creation Conservative Portfolio



Quilter Investors Creation Dynamic Portfolio



Quilter Investors Creation Moderate Portfolio



Quilter

WealthSelect Managed Active 10



WealthSelect Managed Active 3



WealthSelect Managed Active 4



WealthSelect Managed Active 5

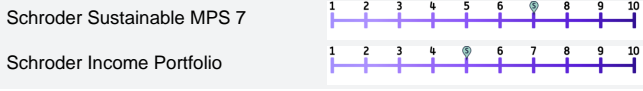


WealthSelect Managed Active 6

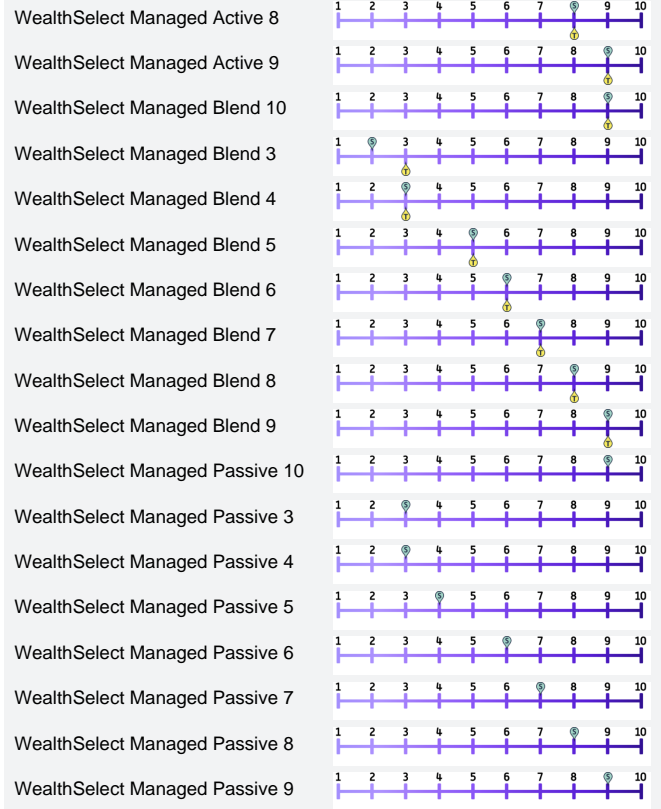

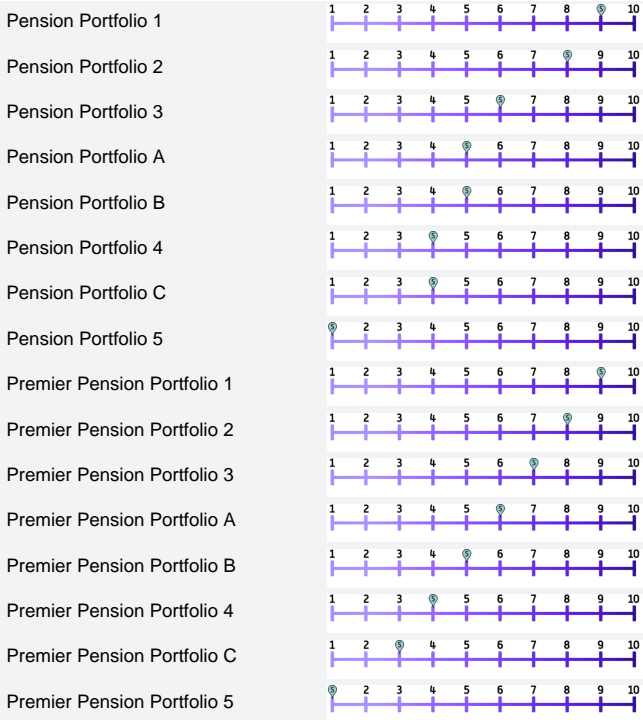


WealthSelect Managed Active 7

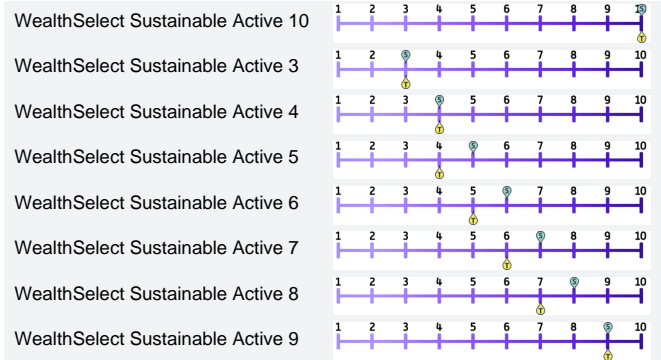




SCOTTISH WIDOWS




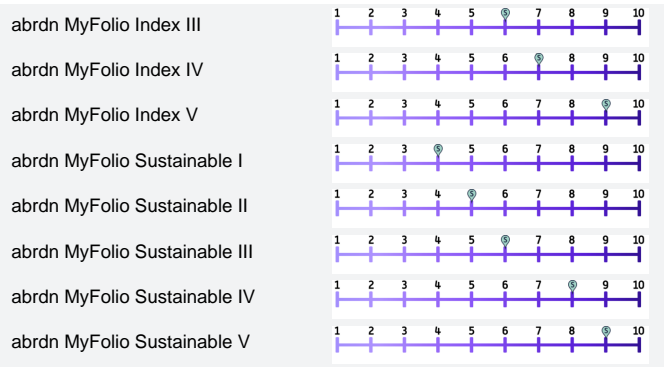
Quilter



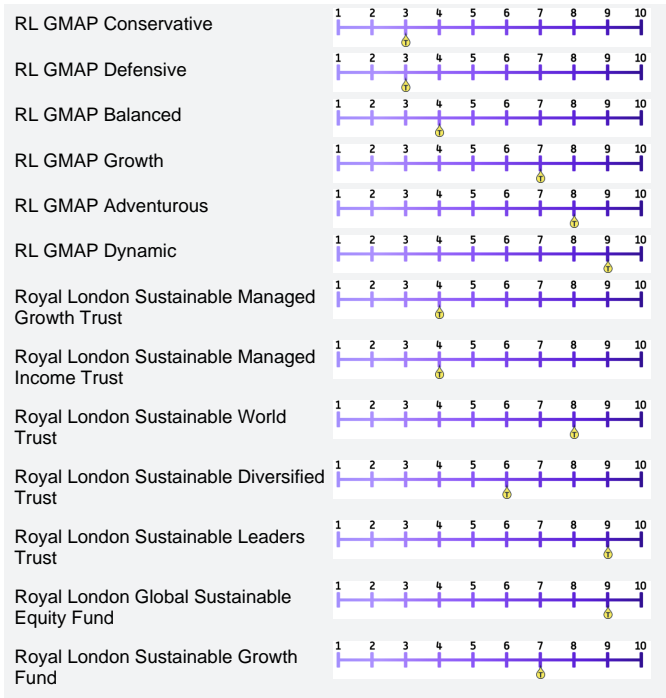
RATHBONES



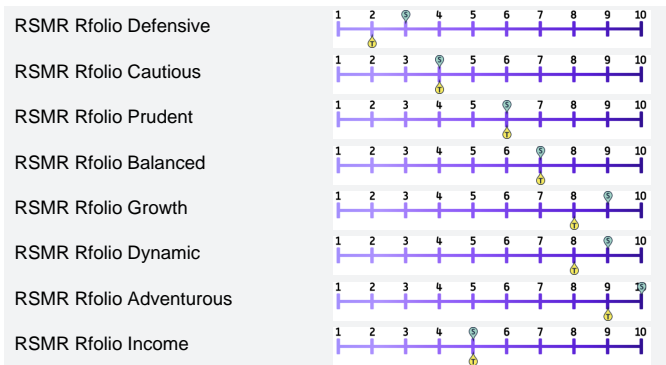
RATHBONES




WAVERTON
INVESTMENT MANAGEMENT

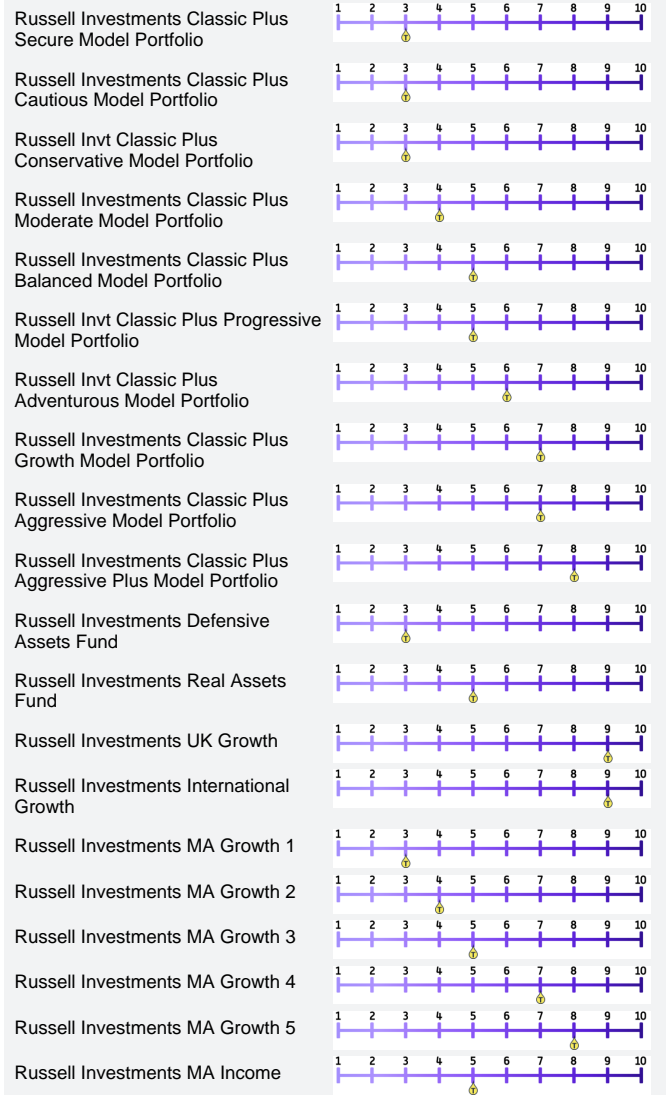


RSMR Portfolio Services




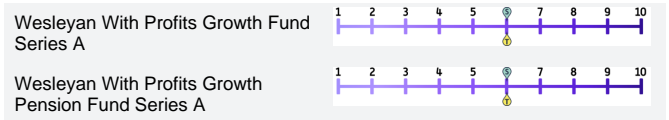
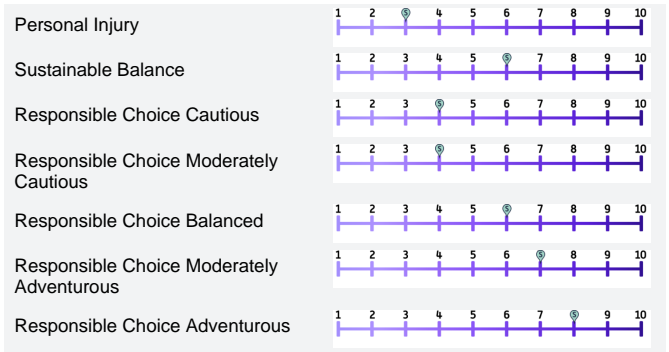


Russell Investments



TIM





(s) These portfolios were constructed with short investment timelines (5 year) in mind.

(l) These portfolios were constructed with longer investment timelines (15 year) in mind. Otherwise Synaptic Risk Ratings assume a 10 year investment horizon. You should consult Royal London directly for further information before recommending.

About the service: Synaptic Risk Ratings are worked out by analysing the underlying asset classes within the fund or portfolio. Synaptic Software have requested asset allocation information from participating providers in a specific format aligned to the risk framework of the system. These asset classes are used by the model to determine the risk rating, a process that may result in a level of approximation though in most cases this will be insignificant. It is also possible that certain asset classes may not be represented exactly in the manner that providers would prefer. Reasonable endeavours are made to provide accuracy and consistency, however neither participating providers nor Synaptic Software can be held responsible for any errors or omissions. No recommendation should be made solely on the basis of the Synaptic Risk Ratings, and additional research should be undertaken for any case. This service is intended for use by investment professionals only.



Now with
Protection quote &
e-apply, plus
CIExpert
integration

Synaptic Pathways®

Research redefined

Institutional strength research with the power to transform your business.

Tired of the same old problems with technology, research and lack of integration? Are you re-keying data into multiple systems and forced to look up information in more than one place?

Take a look at the new Synaptic Pathways toolset and experience the research-led digital transformation for your business. Take your research journey from hours to minutes!

- » Fully integrated tools loaded with all the client information, platform, product and portfolio data, capable of any forward projection thanks to a unique integration with Moody's Analytics.
- » Build a Central Investment Proposition to ensure compliance.
- » MiFID II data in each stage of research.
- » Built around risk – digital Client ATR, risk-focused client segments and risk built in every report.
- » Built on the powerful Salesforce™ platform.

For more information call 0800 783 4477
or email hello@synaptic.co.uk

www.synaptic.co.uk/solutions/pathways