



Q2 2023

Synaptic Risk Rating Tables

Email hello@synaptic.co.uk or call 0800 783 4477
for immediate access



NEW Switching analysis

Improving the switching journey for **your customers**

Part of Synaptic Pathways, Switching Analysis allows users to:

- › Reduce the need for various standalone systems
- › Work in conjunction with Synaptic Pathways holdings and automatic valuations
- › Create a proposal for the receiving scheme that includes all the research elements required for MiFID II compliance
- › Choose to work in 'whole-of-market' or in alignment with your 'Central Investment Proposition', matching PROD compliant investment solutions with target market
- › Provide 'value for money' calculations including 'total solution cost' comparisons based on Reduction in Yield calculations for various platform and/or off platform options
- › Provide a range of stochastic forecasts detailing all viable investment outcomes presented as probability-based graphs, so that you can file for compliance and proof of suitability, and also share with clients to secure informed consent
- › Move seamlessly at anytime into a draw down illustration with a cashflow projection including a stochastic calculation for the maximum sustainable income
- › Bring all your research under one roof - from building your knowledge of clients, profiling risk, compliant research and suitability journeys through Comparison with Ex-ante, Ex-post reviews and Switching. Synaptic Pathways does it all in one place.

For a free 30-day trial visit
synaptic.co.uk/trial

Contact us on 0800 783 4477
or email hello@synaptic.co.uk

Risk and suitability

Suitability is the proof of alignment of the investment recommendation to the plan, and proof that the adviser is acting in the best interests of the client. COBS 9A.2 'Assessing suitability' reflects the requirement that 'When providing investment advice or portfolio management a firm must only recommend solutions which are suitable for the client and, in particular, in accordance with the client's risk tolerance and ability to bear losses'.

The Synaptic Risk Ratings proposition consists of:

1. The Attitude to Risk Questionnaire from market leaders A2R

This questionnaire has developed over the years in conjunction with Moody's Analytics, whose Asset Allocations are aligned with the responses and scoring within the questionnaire to ensure correct 'alignment of tools'.

2. Investment strategy provided by Moody's Analytics

Available in 1-5 or 1-10, the risk categories range through Cautious to Adventurous.

The 'Minimum gain' is the 'Value at Risk' metric that the Moody's model calculates, indicating the extent of losses that are to be expected in a bad year, defined as the worst year out of 20 year rolling term.

1-5 boundaries are fixed;

Risk Category	Min Gain [Loss]
Cautious	-7.50
Moderately Cautious	-12.50
Balanced	-17.50
Moderately Adventurous	-22.50
Adventurous	-27.50

When used with the A2R ATRQ, the adviser has the perfect tools to manage risk within the classic risk governance model enshrined in regulation: the 'need to take risk', understanding the client's 'risk profile' and evaluating the client's 'Capacity for Loss'.

3. Risk Ratings

The model forms an efficient frontier for comparison or mapping with any portfolio and provides 'risk ratings' of the kind seen here, though with a superior efficient frontier than you will find elsewhere as it predicated on loss and growth metrics that are more useful than traditional volatility measures. In addition to the 'min gain', a Synaptic

risk profile comes with an 'average gain' value which can be used in deterministic calculations and cash flow models; thirdly a 'maximum gain', a corollary to the min gain (best year in 20) and demonstrative of the asymmetrical returns available to investors.

Strategic vs Tactical Asset Allocation

Asset Managers have the option of providing a 'strategic', a 'tactical' or both asset allocations. The former is more appropriate for financial planning and the latter a useful insight into any tilts or tactical positions a manager may be taking.

How are the ratings calculated?

The Synaptic Risk Ratings are derived directly from the output from the Moody's Analytics stochastic engine, the Economic Scenario Generator. The metrics published are based on a quarterly updated mathematical simulation where thousands of scenarios are run, in order to identify likely investment outcomes based on the interaction of the underlying asset classes. The main advantage of this approach is that there are no 'exceptions', including severe market conditions, black swans or results ravaged by sequence risk where the 'bad years' may occur early in the term, making a disproportionate impact. All 'viable' outcomes are included in the single simulation, meaning that everything an adviser needs to understand the likely outcome and risk profile of the investment is present, including all possible variations on market inputs, including interest rates and inflation.

Accuracy and independence of ratings

All data used to produce the Synaptic Risk Ratings is provided directly by providers and the risk ratings are approved before publication. No qualitative overlay is applied to change the risk profile that is calculated solely on the basis of projections of the underlying asset allocations.

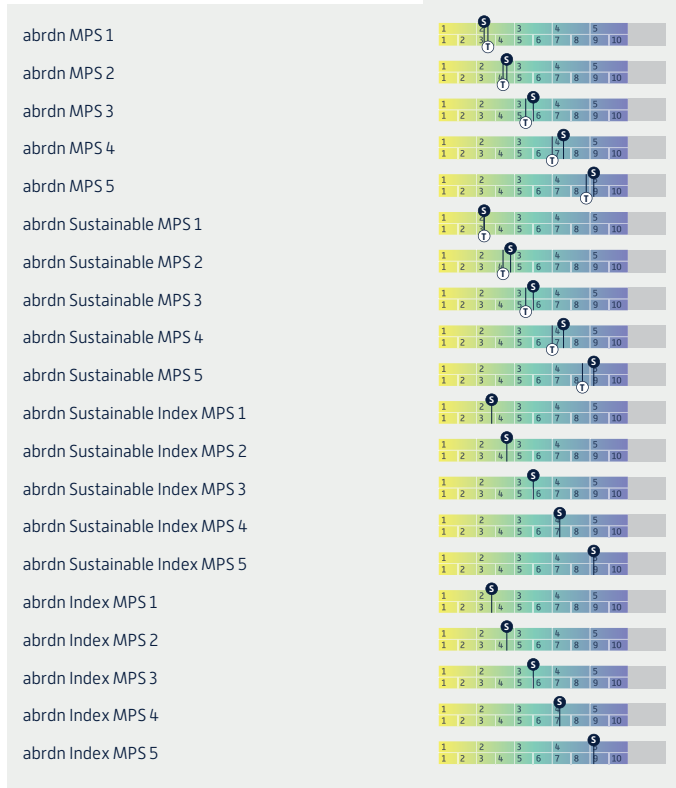
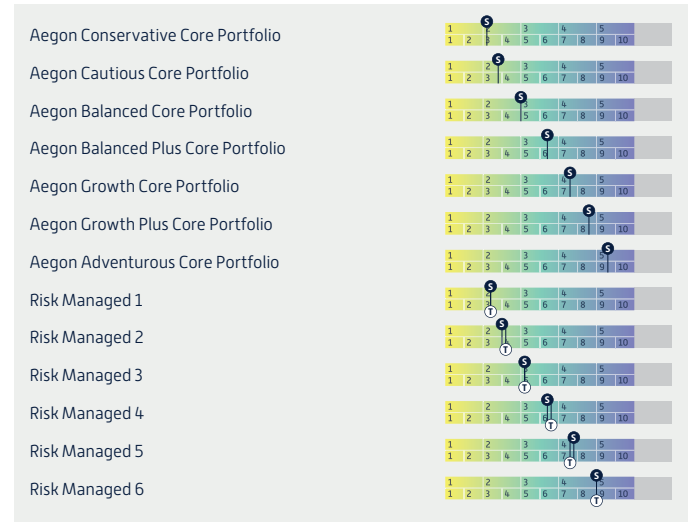
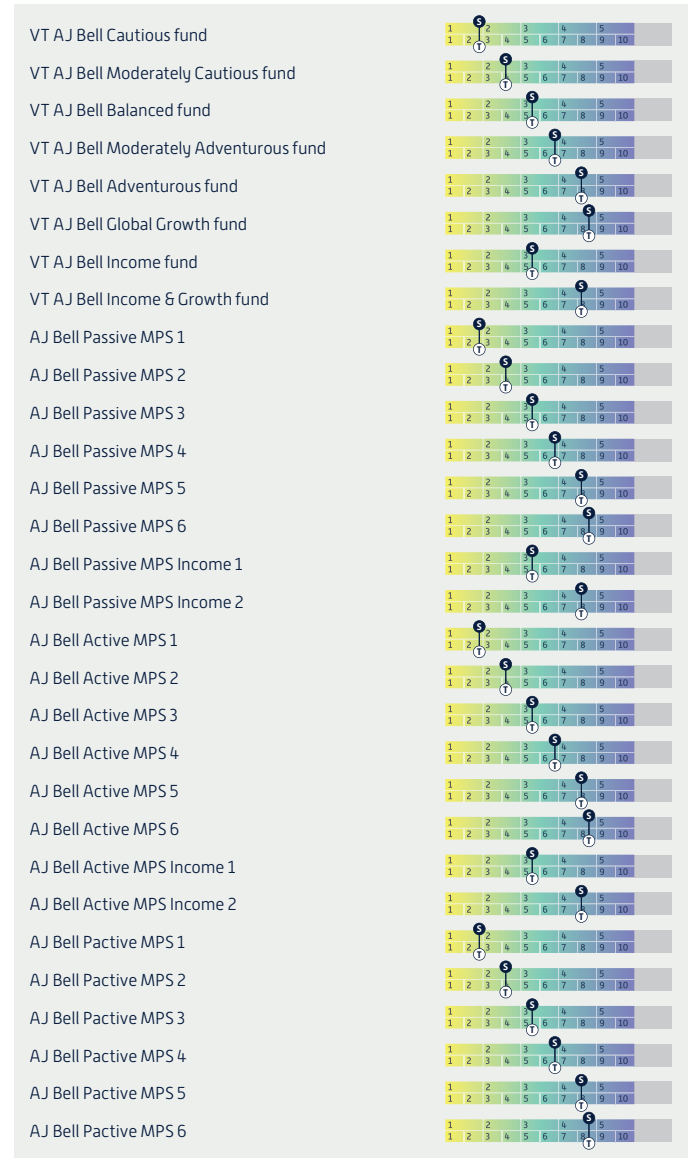
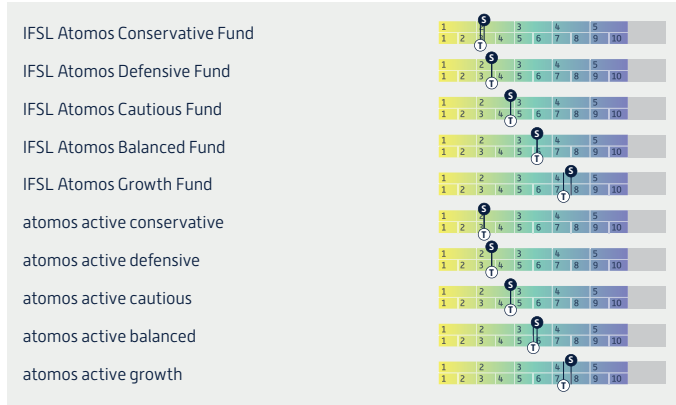

The performance of the Moody's model has proved to be extremely reliable over many market cycles and, in our view, will continue to be the best source of investment forecasts and loss analysis available to firms.

How to access the Synaptic Risk ratings.

The contents of these tables can also be accessed through Synaptic Product and Fund, Pathways Risk Explorer and via the Risk tab in Synaptic Suite, where range fact sheets are available, including RSMR commentary (where appropriate) and asset allocation breakdown.

Synaptic provide the Risk Ratings at our cost, so advisory firms can access them for free. If used within the advice process it important to use the correct A2RAttitude to Risk Questionnaire. This is also available online for free.

If you are an adviser or applying on behalf of a firm, simply email hello@synaptic.co.uk or contact us on **0800 783 4477** and we can arrange immediate access.



MAF Plus I	
MAF Plus II	
MAF Plus III	
MAF Plus IV	
MAF Plus V	
MAF Core I	
MAF Core II	
MAF Core III	
MAF Core IV	
MAF Core V	



Baillie Gifford Diversified Growth Fund	
Baillie Gifford Sustainable Multi Asset Fund	
Baillie Gifford Multi Asset Growth Fund	
Baillie Gifford Multi Asset Income Fund	
Baillie Gifford Managed Fund	
Baillie Gifford Positive Change Fund	
Baillie Gifford American Fund	



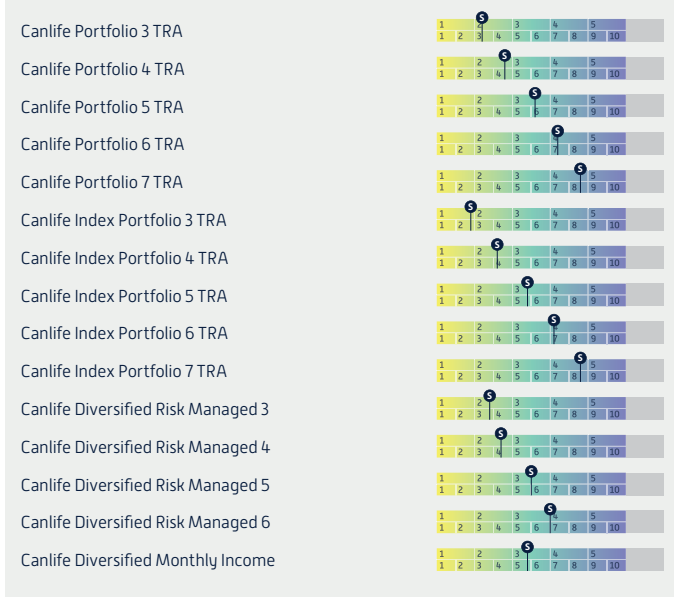
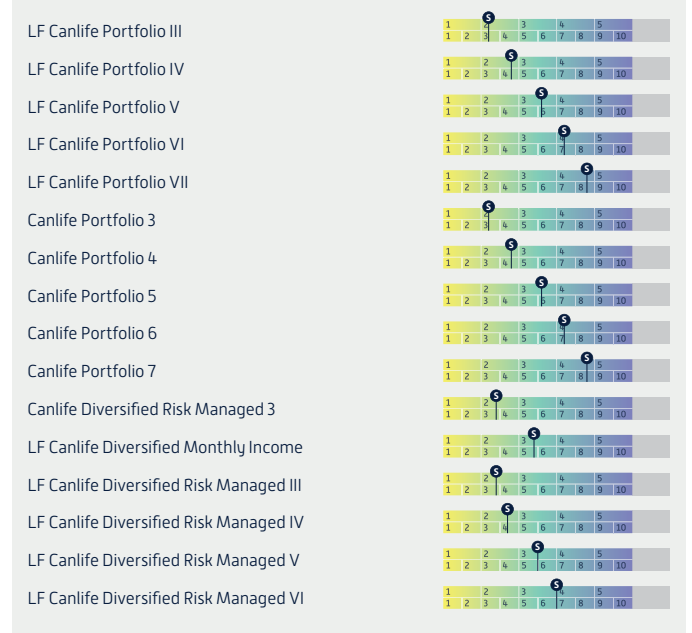


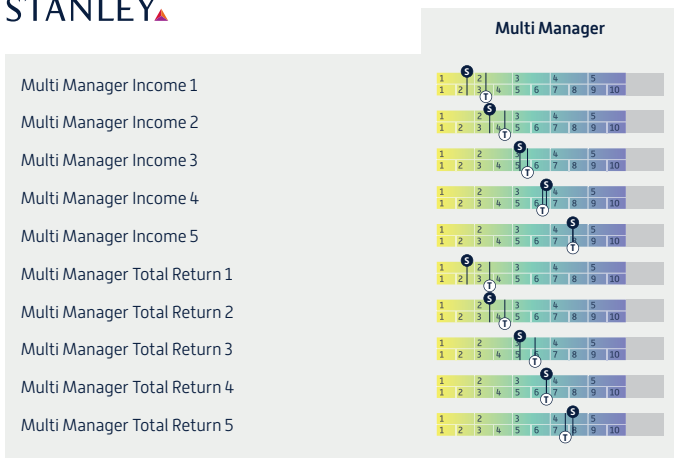
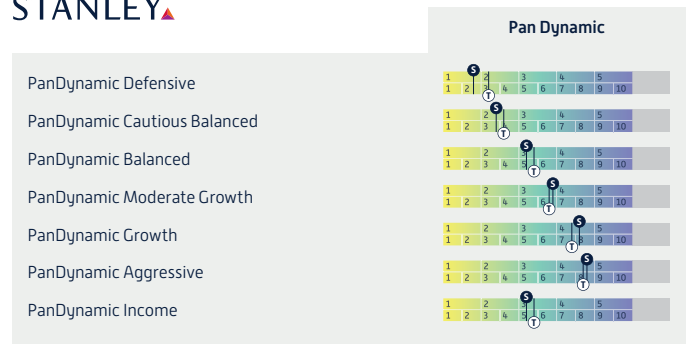

Cautious	
Cautious Higher Equity	
Income	
Income Higher Equity	
Balanced MPS	
Growth MPS	
Global Equity MPS	
Cautious Passive+	
Cautious Higher Equity Passive+	
Income Passive+	
Income Higher Equity Passive+	
Balanced Passive+	
Growth Passive+	
Global Equity Passive+	
Sustainable MPS Income	
Sustainable MPS Income Higher Equity	
Sustainable MPS Balanced	
Sustainable MPS Growth	
Sustainable MPS Global Equity	



BNY Mellon Multi-Asset Diversified Return	
BNY Mellon Multi-Asset Income	
BNY Mellon Multi-Asset Balanced	
BNY Mellon Multi-Asset Growth	
BNY Mellon Multi-Asset Global Balanced	
BNY Mellon Global Dynamic Bond	
BNY Mellon Global Dynamic Bond Income	
BNY Mellon Real Return	
BNY Mellon Sustainable Global Dynamic Bond Fund	
BNY Mellon Sustainable Global Equity Fund	
BNY Mellon Sustainable Global Equity Income Fund	
BNY Mellon Sustainable Real Return Fund	
BNY Mellon Sustainable Sterling Bond Fund	




MPS Low Risk (Defensive Income)	
MPS Low Medium Risk (Income & Growth)	
MPS Low Medium Risk (Passive)	
MPS Medium Risk (Income & Growth)	
MPS Medium Risk (Passive)	
MPS Medium High Risk	
MPS Medium High Risk (Passive)	
MPS High Risk (Growth)	
SVS BM Blueprint Defensive Income	
SVS BM Blueprint Cautious Growth	
SVS BM Blueprint Balanced	
SVS BM Blueprint Strategic Growth	
MPS RIS Low Medium Risk	
MPS RIS Medium Risk	
MPS RIS Medium High Risk	










CleverMPS.


Clever Marlborough Core MPS 3



Clever Marlborough Core MPS 4




Clever Marlborough Core MPS 5




Clever Marlborough Core MPS 6




Clever Marlborough Core MPS 7




Clever Marlborough Core MPS 8




Clever Marlborough Sustainable MPS 3



Clever Marlborough Sustainable MPS 4




Clever Marlborough Sustainable MPS 5




Clever Marlborough Sustainable MPS 6




Clever Marlborough Sustainable MPS 7



CT MM Lifestyle 3 Fund



CT MM Lifestyle 4 Fund




CT MM Lifestyle 5 Fund



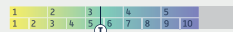
CT MM Lifestyle 6 Fund




CT MM Lifestyle 7 Fund




CT MM Navigator Balanced Fund




CT MM Navigator Boutiques Fund



CT MM Navigator Cautious Fund




CT MM Navigator Distribution Fund




CT MM Navigator Growth Fund




Pyrford Global Total Return (Sterling)




CT Sustainable Universal MAP Adventurous




CT Sustainable Universal MAP Balanced



CT Sustainable Universal MAP Cautious




CT Sustainable Universal MAP Defensive



CT Sustainable Universal MAP Growth




CT Universal MAP Adventurous




CT Universal MAP Balanced



CT Universal MAP Cautious




CT Universal MAP Defensive




CT Universal MAP Growth




CT Universal MAP Income




Dimensional World Allocation 80/20 Fund



Dimensional World Allocation 20/80 Fund




Dimensional World Allocation 40/60 Fund




Dimensional World Allocation 60/40 Fund



Dimensional World Equity Fund



Close Conservative Portfolio Fund




Close Balanced Portfolio Fund



Close Growth Portfolio Fund



Close Diversified Income Portfolio Fund



Close Sustainable Balanced Portfolio Fund



Close Tactical Select Passive Conservative Fund




Close Tactical Select Passive Balanced Fund



Close Tactical Select Passive Growth Fund




Close DMS Conservative




Close DMS Balanced




Close DMS Growth



Close DMS Income Plus




Close Managed Conservative Fund




Close Managed Balanced Fund



Close Managed Growth Fund




Close Managed Income Fund




Cornelian

Part of the Brooks Macdonald Group


SVS Cornelian Cautious Fund



SVS Cornelian Managed Growth Fund




SVS Cornelian Managed Income Fund




SVS Cornelian Growth Fund




Vantage Earth Bond




Vantage Earth 10




Vantage Earth 20




Vantage Earth 30



Vantage Earth 40



Vantage Earth 50




Vantage Earth 60



Vantage Earth 70




Vantage Earth 80



Vantage Earth 90



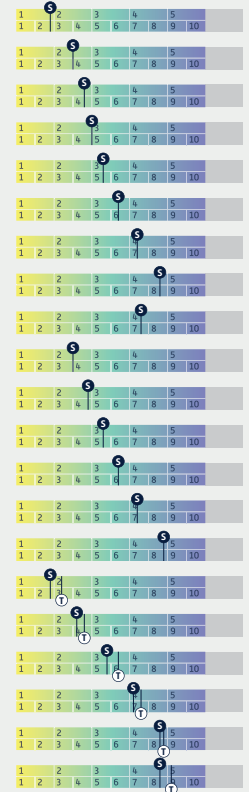
Vantage Earth 100



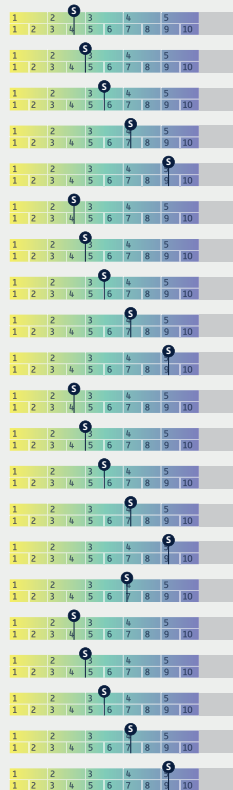
- Embark Horizon Multi-Asset Fund I
- Embark Horizon Multi-Asset Fund II
- Embark Horizon Multi-Asset Fund III
- Embark Horizon Multi-Asset Fund IV
- Embark Horizon Multi-Asset Fund V



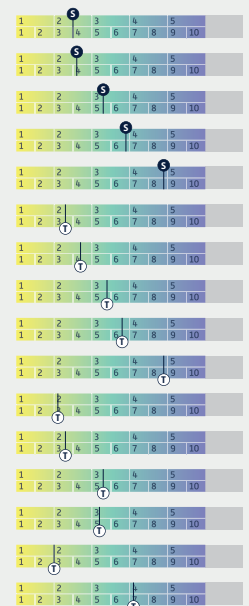
- Evelyn Partners Core MPS - Defensive
- Evelyn Partners Core MPS - Conservative
- Evelyn Partners Core MPS - Cautious
- Evelyn Partners Core MPS - Income
- Evelyn Partners Core MPS - Balanced
- Evelyn Partners Core MPS - Growth
- Evelyn Partners Core MPS - Adventurous
- Evelyn Partners Core MPS - Maximum Growth
- Evelyn Partners Core MPS - Income & Growth
- Evelyn Partners Sustainable MPS - Conservative
- Evelyn Partners Sustainable MPS - Cautious
- Evelyn Partners Sustainable MPS - Balanced
- Evelyn Partners Sustainable MPS - Growth
- Evelyn Partners Sustainable MPS - Adventurous
- Evelyn Partners Sustainable MPS - Maximum Growth
- Evelyn Partners Active MPS - Defensive
- Evelyn Partners Active MPS - Defensive Income
- Evelyn Partners Active MPS - Balanced Income
- Evelyn Partners Active MPS - Balanced Growth
- Evelyn Partners Active MPS - Growth
- Evelyn Partners Active MPS - Dynamic Growth



- FEI Hybrid Risk Level 1 Medium Term
- FEI Hybrid Risk Level 2 Medium Term
- FEI Hybrid Risk Level 3 Medium Term
- FEI Hybrid Risk Level 4 Medium Term
- FEI Hybrid Risk Level 5 Medium Term
- FEI Mosaic Risk Level 1 Medium Term
- FEI Mosaic Risk Level 2 Medium Term
- FEI Mosaic Risk Level 3 Medium Term
- FEI Mosaic Risk Level 4 Medium Term
- FEI Mosaic Risk Level 5 Medium Term
- FEI Responsibly Managed Risk Level 1 Medium Term
- FEI Responsibly Managed Risk Level 2 Medium Term
- FEI Responsibly Managed Risk Level 3 Medium Term
- FEI Responsibly Managed Risk Level 4 Medium Term
- FEI Responsibly Managed Risk Level 5 Medium Term
- Income Stability
- FEI Active Risk Level 1 Medium Term
- FEI Active Risk Level 2 Medium Term
- FEI Active Risk Level 3 Medium Term
- FEI Active Risk Level 4 Medium Term
- FEI Active Risk Level 5 Medium Term



- Multi Asset Allocator Defensive
- Multi Asset Allocator Strategic
- Multi Asset Allocator Growth
- Multi Asset Allocator Adventurous
- Multi Asset Allocator World
- Multi Asset Open Defensive
- Multi Asset Open Strategic
- Multi Asset Open Growth
- Multi Asset Open Adventurous
- Open World
- Multi Asset Income
- Multi Asset Balanced Income
- Multi Asset Income & Growth
- Sustainable Multi Asset Balanced
- Sustainable Multi Asset Conservative
- Sustainable Multi Asset Growth



- GS Global Multi Asset Conservative Portfolio
- GS ESG-Enhanced Global Multi Asset Balanced Portfolio
- GS Global Multi Asset Growth Portfolio





HSBC Global Strategy Cautious	
HSBC Global Strategy Conservative	
HSBC Global Strategy Balanced	
HSBC Global Strategy Dynamic	
HSBC Global Strategy Adventurous	
HSBC Global MPS Cautious	
HSBC Global MPS Conservative	
HSBC Global MPS Balanced	
HSBC Global MPS Dynamic	
HSBC Global MPS Adventurous	
HSBC Global Sustainable Multi-Asset Cautious Portfolio	
HSBC Global Sustainable Multi-Asset Conservative Portfolio	
HSBC Global Sustainable Multi-Asset Balanced Portfolio	
HSBC Global Sustainable Multi-Asset Dynamic Portfolio	
HSBC Global Sustainable Multi-Asset Adventurous Portfolio	
HSBC Global Strategy Sustainable Cautious	
HSBC Global Strategy Sustainable Conservative	
HSBC Global Strategy Sustainable Balanced	
HSBC Global Strategy Sustainable Dynamic	
HSBC Global Strategy Sustainable Adventurous	



MPS 4 Income	
MPS 5 Income	
MPS 6 Income	
MPS 2 Growth	
MPS 3 Growth	
MPS 4 Growth	
MPS 5 Growth	
MPS 6 Growth	
MPS 7 Growth	
MPS 8 Growth	
MPS 9 Growth	
MPS 10 Growth	



Invesco Asian Fund (UK)	
Invesco Corporate Bond Fund (UK)	
Invesco Distribution Fund (UK)	
Invesco Global Bond Fund (UK)	
Invesco Global Smaller Companies Fund (UK)	
Invesco Global Targeted Returns Fund (UK)	
Invesco UK Equity High Income Fund (UK)	
Invesco High Yield Fund (UK)	
Invesco China Equity Fund (UK) (was Hong Kong and China)	
Invesco UK Equity Income Fund (UK)	
Invesco Emerging Markets ex China Fund (UK)	
Invesco Managed Growth Fund (UK)	
Invesco Managed Income Fund (UK)	
Invesco Monthly Income Plus Fund (UK)	
Invesco Pacific Fund (UK)	
Invesco Tactical Bond Fund (UK)	
Invesco UK Smaller Companies Equity Fund (UK)	
Invesco Summit Growth 1 Fund (UK)	
Invesco Summit Growth 2 Fund (UK)	
Invesco Summit Growth 3 Fund (UK)	
Invesco Summit Growth 4 Fund (UK)	
Invesco Summit Growth 5 Fund (UK)	
Invesco Summit Responsible 1 Fund (UK)	
Invesco Summit Responsible 2 Fund (UK)	
Invesco Summit Responsible 3 Fund (UK)	
Invesco Summit Responsible 4 Fund (UK)	
Invesco Summit Responsible 5 Fund (UK)	



Defensive Strategy	
Cautious Strategy	
Cautious Plus Strategy	
Balanced Strategy	
Growth Strategy	
Income Strategy	
Sustainable Balanced Strategy	
Sustainable Growth Strategy	
Cautious Fund	
Balanced Fund	
Growth Fund	
Income Fund	

Janus Henderson

INVESTORS

Janus Henderson MA Absolute Return	
Janus Henderson MM Distribution	
Janus Henderson MM Income & Growth	
Janus Henderson MM Managed	
Janus Henderson MM Active	
Janus Henderson Cautious Managed	
Janus Henderson Core 3 Income	
Janus Henderson Core 4 Income	
Janus Henderson Core 5 Income	
Janus Henderson Core 6 Income & Growth	
Janus Henderson Global Sustainable Equity fund I Acc	
Janus Henderson Global Responsible Managed Fund I Acc	

Jupiter

Jupiter Flexible Macro	
Jupiter Strategic Bond	
Jupiter Multi Asset Income	
Jupiter Monthly Alternative Income	
Jupiter Merlin Conservative Select	
Jupiter Merlin Income Portfolio	
Jupiter Merlin Balanced Portfolio	
Jupiter Merlin Growth Portfolio	
Jupiter Merlin Worldwide Portfolio	
Jupiter Merlin Moderate Select	
Jupiter Merlin Income and Growth Select	

Legal & General

Multi-Index 3	
Multi-Index 4	
Multi-Index 5	
Multi-Index 6	
Multi-Index 7	
Multi-Index Income 4	
Multi-Index Income 5	
Multi-Index Income 6	
Legal & General Future World Multi-Index 4 Fund	
Legal & General Future World Multi-Index 5 Fund	

Smoothed Managed Cautious	
Smoothed Managed Balanced	
Smoothed Managed Growth	
Smoothed Managed Extra Cautious	
Smoothed Managed Impact Growth	
Balanced Index	



MPS - Defensive	
MPS - Cautious	
MPS - Balanced	
MPS - Growth	
MPS - Adventurous	
MPS - Strategic Income	
Volare Defensive Fund	
Volare Cautious Fund	
Volare Balanced Fund	
Volare Growth Fund	
Volare Strategic Income Fund	
Sustainable MPS - Defensive	
Sustainable MPS - Cautious	
Sustainable MPS - Balanced	
Sustainable MPS - Growth	
Sustainable MPS - Adventurous	

LIONTRUST

	MA
Liontrust MA Explorer 100	
Liontrust MA Explorer 85	
Liontrust MA Explorer Income 60	
Liontrust MA Explorer Income 45	
Liontrust MA Explorer 70	
Liontrust MA Explorer 35	
Liontrust MA Blended Growth Fund	
Liontrust MA Blended Intermediate Fund	
Liontrust MA Blended Moderate Fund	
Liontrust MA Blended Progressive Fund	
Liontrust MA Blended Reserve Fund	
Liontrust MA Dynamic Passive Adventurous Fund	
Liontrust MA Dynamic Passive Growth Fund	
Liontrust MA Dynamic Passive Intermediate Fund	
Liontrust MA Dynamic Passive Moderate Fund	
Liontrust MA Dynamic Passive Progressive Fund	
Liontrust MA Dynamic Passive Prudent Fund	
Liontrust MA Dynamic Passive Reserve Fund	
Liontrust MA Diversified Real Assets Fund	

LIONTRUST

	MPS
MPS Blended Growth 1	
MPS Blended Growth 2	
MPS Blended Growth 3	
MPS Blended Growth 4	
MPS Blended Growth 5	
MPS Blended Growth 6	
MPS Blended Growth 7	
MPS Blended Growth 8	
MPS Blended Income 1	
MPS Blended Income 2	
MPS Blended Income 3	
MPS Blended Income 4	
MPS Blended Income 5	
MPS Blended Income 6	
MPS Dynamic Passive 1	
MPS Dynamic Passive 2	
MPS Dynamic Passive 3	
MPS Dynamic Passive 4	
MPS Dynamic Passive 5	
MPS Dynamic Passive 6	
MPS Dynamic Passive 7	
MPS Dynamic Passive 8	

LIONTRUST

	Sustainable
Liontrust Sustainable Future Defensive Managed Fund	
Liontrust Sustainable Future Cautious Managed Fund	
Liontrust Sustainable Future Managed Fund	
Liontrust Sustainable Future Managed Growth Fund	
Liontrust Sustainable Future Global Growth Fund	

LIONTRUST

	WSS
WSS Risk Grade 1	
WSS Risk Grade 2	
WSS Risk Grade 3	
WSS Risk Grade 4	
WSS Risk Grade 5	
WSS Risk Grade 6	
WSS Risk Grade 7	
WSS Risk Grade 8	
WSS Risk Grade 9	
WSS Risk Grade 10	
WSS Blended Income 1	
WSS Blended Income 2	
WSS Blended Income 3	
WSS Blended Income 4	
WSS Blended Income 5	
WSS Blended Income 6	
WSS Dynamic Passive Beta 1	
WSS Dynamic Passive Beta 2	
WSS Dynamic Passive Beta 3	
WSS Dynamic Passive Beta 4	
WSS Dynamic Passive Beta 5	
WSS Dynamic Passive Beta 6	
WSS Dynamic Passive Beta 7	
WSS Dynamic Passive Beta 8	
WSS Dynamic Passive Beta 9	
WSS Dynamic Passive Beta 10	

M&G wealth

	Wealth
M&G Wealth Hybrid 1 (HF-MP1)	
M&G Wealth Hybrid 2 (HF-MP2)	
M&G Wealth Hybrid 3 (HF-MP3)	
M&G Wealth Hybrid 4 (HF-MP4)	
M&G Wealth Hybrid 5 (HF-MP5)	
M&G Wealth Passive 1 (PF-MP1)	
M&G Wealth Passive 2 (PF-MP2)	
M&G Wealth Passive 3 (PF-MP3)	
M&G Wealth Passive 4 (PF-MP4)	
M&G Wealth Passive 5 (PF-MP5)	
T-MP1	
T-MP2	
T-MP3	
T-MP4	
T-MP5	
T-MP6	

M&G Investments

	Investments
M&G Sustainable Multi Asset Cautious Fund	
M&G Sustainable Multi Asset Balanced Fund	
M&G Sustainable Multi Asset Growth Fund	

Morningstar Cautious Active Portfolio	
Morningstar Moderately Cautious Active Portfolio	
Morningstar Moderate Active Portfolio	
Morningstar Moderately Adventurous Active Portfolio	
Morningstar Adventurous Active Portfolio	
Morningstar Cautious Passive Portfolio	
Morningstar Moderately Cautious Passive Portfolio	
Morningstar Moderate Passive Portfolio	
Morningstar Moderately Adventurous Passive Portfolio	
Morningstar Adventurous Passive Portfolio	
Morningstar Moderately Cautious Income Portfolio	
Morningstar Moderate Income Portfolio	
Morningstar Multi-Asset Real Return 100	
Morningstar Multi-Asset Real Return 300	
Morningstar Multi-Asset Real Return 500	
Morningstar Multi-Asset Real Return Flexible	
Governed Portfolio – Cautious Growth	
Governed Portfolio – Moderately Cautious Growth	
Governed Portfolio – Moderate Growth	
Governed Portfolio – Moderately Adventurous Growth	
Governed Portfolio – Adventurous Growth	
Governed Portfolio – Moderately Cautious Income	
Morningstar ESG – Cautious Portfolio	
Morningstar ESG – Moderately Cautious Portfolio	
Morningstar ESG – Moderate Portfolio	
Morningstar ESG – Moderately Adventurous Portfolio	
Morningstar ESG – Adventurous Portfolio	
CG Morningstar Multi-Asset 40	
CG Morningstar Multi-Asset 60	
CG Morningstar Multi-Asset 80	

Diversified Income Fund	
Global Multi Asset Sustainable Growth Fund	
Global Income Opportunities Fund	
MAP	
Global Macro Allocation Fund	
UK Special Situations	
UK Alpha	
Global Strategic Equity	

Parmenion Ethical A RG1	
Parmenion Ethical A RG2	
Parmenion Ethical A RG3	
Parmenion Ethical A RG4	
Parmenion Ethical A RG5	
Parmenion Ethical A RG6	
Parmenion Ethical A RG7	
Parmenion Ethical A RG8	
Parmenion Ethical A RG9	
Parmenion Ethical A RG10	
Parmenion Ethical B RG1	
Parmenion Ethical B RG2	
Parmenion Ethical B RG3	
Parmenion Ethical B RG4	
Parmenion Ethical B RG5	
Parmenion Ethical B RG6	
Parmenion Ethical B RG7	
Parmenion Ethical B RG8	
Parmenion Ethical B RG9	
Parmenion Ethical B RG10	
Parmenion Ethical C RG1	
Parmenion Ethical C RG2	
Parmenion Ethical C RG3	
Parmenion Ethical C RG4	
Parmenion Ethical C RG5	
Parmenion Ethical C RG6	
Parmenion Ethical C RG7	
Parmenion Ethical C RG8	
Parmenion Ethical C RG9	
Parmenion Ethical C RG10	
Parmenion Ethical D RG1	
Parmenion Ethical D RG2	
Parmenion Ethical D RG3	
Parmenion Ethical D RG4	
Parmenion Ethical D RG5	
Parmenion Ethical D RG6	
Parmenion Ethical D RG7	
Parmenion Ethical D RG8	
Parmenion Ethical D RG9	
Parmenion Ethical D RG10	

Parmenion

	Strategic Value and Small Cap									
PIM Strat MO Value & Small Cap: Global Passive RG1	5	2	3	4	5					
PIM Strat MO Value & Small Cap: Global Passive RG2	1	2	3	4	5					
PIM Strat MO Value & Small Cap: Global Passive RG3	1	2	3	4	5					
PIM Strat MO Value & Small Cap: Global Passive RG4	1	2	3	4	5					
PIM Strat MO Value & Small Cap: Global Passive RG5	1	2	3	4	5					
PIM Strat MO Value & Small Cap: Global Passive RG6	1	2	3	4	5					
PIM Strat MO Value & Small Cap: Global Passive RG7	1	2	3	4	5					
PIM Strat MO Value & Small Cap: Global Passive RG8	1	2	3	4	5					
PIM Strat MO Value & Small Cap: Global Passive RG9	1	2	3	4	5					
PIM Strat MO Value & Small Cap: Global Passive RG10	1	2	3	4	5					
PIM Strat MO Value & Small Cap: Global Pure RG1	5	2	3	4	5					
PIM Strat MO Value & Small Cap: Global Pure RG2	1	2	3	4	5					
PIM Strat MO Value & Small Cap: Global Pure RG3	1	2	3	4	5					
PIM Strat MO Value & Small Cap: Global Pure RG4	1	2	3	4	5					
PIM Strat MO Value & Small Cap: Global Pure RG5	1	2	3	4	5					
PIM Strat MO Value & Small Cap: Global Pure RG6	1	2	3	4	5					
PIM Strat MO Value & Small Cap: Global Pure RG7	1	2	3	4	5					
PIM Strat MO Value & Small Cap: Global Pure RG8	1	2	3	4	5					
PIM Strat MO Value & Small Cap: Global Pure RG9	1	2	3	4	5					
PIM Strat MO Value & Small Cap: Global Pure RG10	1	2	3	4	5					
PIM Strat MO Value & Small Cap: UK Passive RG1	5	2	3	4	5					
PIM Strat MO Value & Small Cap: UK Passive RG2	1	2	3	4	5					
PIM Strat MO Value & Small Cap: UK Passive RG3	1	2	3	4	5					
PIM Strat MO Value & Small Cap: UK Passive RG4	1	2	3	4	5					
PIM Strat MO Value & Small Cap: UK Passive RG5	1	2	3	4	5					
PIM Strat MO Value & Small Cap: UK Passive RG6	1	2	3	4	5					
PIM Strat MO Value & Small Cap: UK Passive RG7	1	2	3	4	5					
PIM Strat MO Value & Small Cap: UK Passive RG8	1	2	3	4	5					
PIM Strat MO Value & Small Cap: UK Passive RG9	1	2	3	4	5					
PIM Strat MO Value & Small Cap: UK Passive RG10	1	2	3	4	5					
PIM Strat MO Value & Small Cap: UK Pure RG1	5	2	3	4	5					
PIM Strat MO Value & Small Cap: UK Pure RG2	1	2	3	4	5					
PIM Strat MO Value & Small Cap: UK Pure RG3	1	2	3	4	5					
PIM Strat MO Value & Small Cap: UK Pure RG4	1	2	3	4	5					
PIM Strat MO Value & Small Cap: UK Pure RG5	1	2	3	4	5					
PIM Strat MO Value & Small Cap: UK Pure RG6	1	2	3	4	5					
PIM Strat MO Value & Small Cap: UK Pure RG7	1	2	3	4	5					
PIM Strat MO Value & Small Cap: UK Pure RG8	1	2	3	4	5					
PIM Strat MO Value & Small Cap: UK Pure RG9	1	2	3	4	5					
PIM Strat MO Value & Small Cap: UK Pure RG10	1	2	3	4	5					

Parmenion

	Conviction									
Parmenion Conviction RG1	5	2	3	4	5					
Parmenion Conviction RG2	1	2	3	4	5					
Parmenion Conviction RG3	1	2	3	4	5					
Parmenion Conviction RG4	1	2	3	4	5					
Parmenion Conviction RG5	1	2	3	4	5					
Parmenion Conviction RG6	1	2	3	4	5					
Parmenion Conviction RG7	1	2	3	4	5					
Parmenion Conviction RG8	1	2	3	4	5					
Parmenion Conviction RG9	1	2	3	4	5					
Parmenion Conviction RG10	1	2	3	4	5					

Parmenion

	Vanguard									
Parmenion Vanguard LifeStrategy Portfolio RG1	5	2	3	4	5					
Parmenion Vanguard LifeStrategy Portfolio RG2	1	2	3	4	5					
Parmenion Vanguard LifeStrategy Portfolio RG3	1	2	3	4	5					
Parmenion Vanguard LifeStrategy Portfolio RG4	1	2	3	4	5					
Parmenion Vanguard LifeStrategy Portfolio RG5	1	2	3	4	5					
Parmenion Vanguard LifeStrategy Portfolio RG6	1	2	3	4	5					
Parmenion Vanguard LifeStrategy Portfolio RG7	1	2	3	4	5					
Parmenion Vanguard LifeStrategy Portfolio RG8	1	2	3	4	5					
Parmenion Vanguard LifeStrategy Portfolio RG9	1	2	3	4	5					
Parmenion Vanguard LifeStrategy Portfolio RG10	1	2	3	4	5					

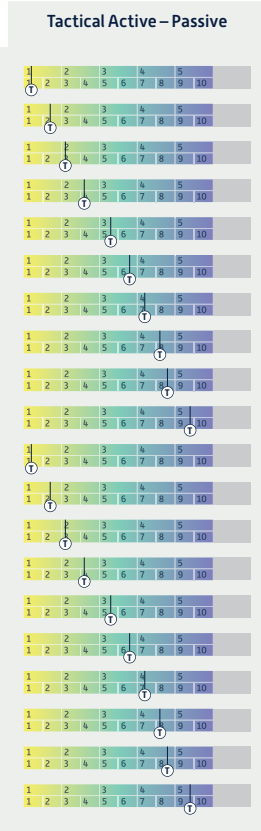
Parmenion

	Guardian									
Parmenion Guardian RG1	5	2	3	4	5					
Parmenion Guardian RG2	1	2	3	4	5					
Parmenion Guardian RG3	1	2	3	4	5					
Parmenion Guardian RG4	1	2	3	4	5					
Parmenion Guardian RG5	1	2	3	4	5					
Parmenion Guardian RG6	1	2	3	4	5					
Parmenion Guardian RG7	1	2	3	4	5					
Parmenion Guardian RG8	1	2	3	4	5					
Parmenion Guardian RG9	1	2	3	4	5					
Parmenion Guardian RG10	1	2	3	4	5					

Access the Synaptic Risk Fact Sheets and the Synaptic Attitude to Risk Questionnaire by visiting www.synaptic.co.uk/solutions/risk

Parmenion

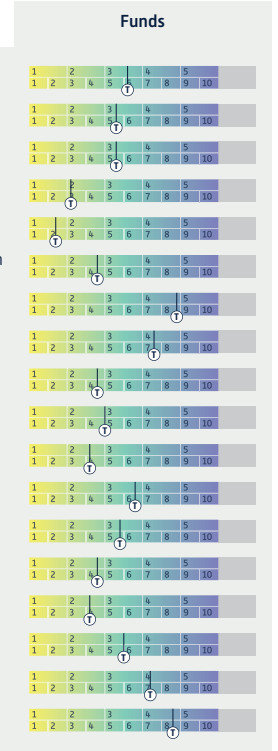
- Parmenion Tactical Active RG1
- Parmenion Tactical Active RG2
- Parmenion Tactical Active RG3
- Parmenion Tactical Active RG4
- Parmenion Tactical Active RG5
- Parmenion Tactical Active RG6
- Parmenion Tactical Active RG7
- Parmenion Tactical Active RG8
- Parmenion Tactical Active RG9
- Parmenion Tactical Active RG10
- Parmenion Tactical Passive RG1
- Parmenion Tactical Passive RG2
- Parmenion Tactical Passive RG3
- Parmenion Tactical Passive RG4
- Parmenion Tactical Passive RG5
- Parmenion Tactical Passive RG6
- Parmenion Tactical Passive RG7
- Parmenion Tactical Passive RG8
- Parmenion Tactical Passive RG9
- Parmenion Tactical Passive RG10



Premier Miton

INVESTORS

- Premier Miton Diversified Sustainable Growth
- Premier Miton Cautious Monthly Income Fund
- Premier Miton Cautious Multi Asset Fund
- Premier Miton Defensive Multi Asset Fund
- Risk Profiled – Premier Miton Multi-Asset Absolute Return Fund
- Risk Profiled – Premier Miton Multi-Asset Distribution Fund
- Risk Profiled – Premier Miton Multi-Asset Global Growth Fund
- Risk Profiled – Premier Miton Multi-Asset Growth & Income Fund
- Risk Profiled – Premier Miton Multi-Asset Monthly Income Fund
- Single Strategy – Diversified Balanced Growth Fund
- Single Strategy – Diversified Cautious Growth Fund
- Single Strategy – Diversified Dynamic Growth Fund
- Single Strategy – Diversified Growth Fund
- Single Strategy – Diversified Income Fund
- Risk Targeted Solutions – Premier Miton Liberation IV Fund
- Risk Targeted Solutions – Premier Miton Liberation V Fund
- Risk Targeted Solutions – Premier Miton Liberation VI Fund
- Risk Targeted Solutions – Premier Miton Liberation VII Fund



Parmenion

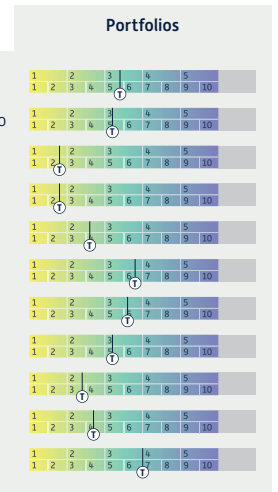
- Parmenion Multi Option Active RG1
- Parmenion Multi Option Active RG2
- Parmenion Multi Option Active RG3
- Parmenion Multi Option Active RG4
- Parmenion Multi Option Active RG5
- Parmenion Multi Option Active RG6
- Parmenion Multi Option Active RG7
- Parmenion Multi Option Active RG8
- Parmenion Multi Option Active RG9
- Parmenion Multi Option Active RG10
- Parmenion Multi Option Passive RG1
- Parmenion Multi Option Passive RG2
- Parmenion Multi Option Passive RG3
- Parmenion Multi Option Passive RG4
- Parmenion Multi Option Passive RG5
- Parmenion Multi Option Passive RG6
- Parmenion Multi Option Passive RG7
- Parmenion Multi Option Passive RG8
- Parmenion Multi Option Passive RG9
- Parmenion Multi Option Passive RG10



Premier Miton

INVESTORS

- Premier Managed Portfolio Service Balanced Plus Portfolio
- Premier Managed Portfolio Service Balanced Portfolio
- Premier Managed Portfolio Service Capital Builder Plus Portfolio
- Premier Managed Portfolio Service Capital Builder Portfolio
- Premier Managed Portfolio Service Conservative Portfolio
- Premier Managed Portfolio Service Growth Plus Portfolio
- Premier Managed Portfolio Service Growth Portfolio
- Premier Managed Portfolio Service High Income Portfolio
- Premier Managed Portfolio Service Income and Growth Portfolio
- Premier Managed Portfolio Service Income Portfolio
- Premier Managed Portfolio Svs Dynamic Growth Portfolio



Standard Life

- Standard Life Sustainable Focus 1 Pension Fund
- Standard Life Sustainable Focus 2 Pension Fund
- Standard Life Sustainable Focus 3 Pension Fund
- Standard Life Sustainable Focus 4 Pension Fund
- Standard Life Sustainable Focus 5 Pension Fund
- Standard Life Sustainable Multi Asset Growth Pension Fund





PruFund Cautious	
PruFund Protected Cautious	
PruFund Growth	
PruFund Protected Growth	
PruFund Risk Managed 1	
PruFund Risk Managed 2	
PruFund Risk Managed 3	
PruFund Risk Managed 4	
PruFund Risk Managed 5	
WP Optimum Return	
Planet 1	
Planet 2	
Planet 3	
Planet 4	
Planet 5	
Risk Managed Active 1	
Risk Managed Active 2	
Risk Managed Active 3	
Risk Managed Active 4	
Risk Managed Active 5	
Risk Managed Passive 1	
Risk Managed Passive 2	
Risk Managed Passive 3	
Risk Managed Passive 4	
Risk Managed Passive 5	



WealthSelect Sustainable	
WealthSelect Sustainable Active 10	
WealthSelect Sustainable Active 3	
WealthSelect Sustainable Active 4	
WealthSelect Sustainable Active 5	
WealthSelect Sustainable Active 6	
WealthSelect Sustainable Active 7	
WealthSelect Sustainable Active 8	
WealthSelect Sustainable Active 9	



QUILTER CHEVIOT
INVESTMENT MANAGEMENT

MPS Global Growth	
MPS Growth	
MPS Balanced	
MPS Global Income	
MPS Income	
MPS Conservative	
MPS Cautious	
IDX Growth	
IDX Balanced	
IDX Income	
IDX Conservative	
MPS Global Growth (Platform)	
MPS Growth (Platform)	
MPS Balanced (Platform)	
MPS Global Income (Platform)	
MPS Income (Platform)	
MPS Conservative (Platform)	
IDX Growth (Platform)	
IDX Balanced (Platform)	
IDX Income (Platform)	
IDX Conservative (Platform)	

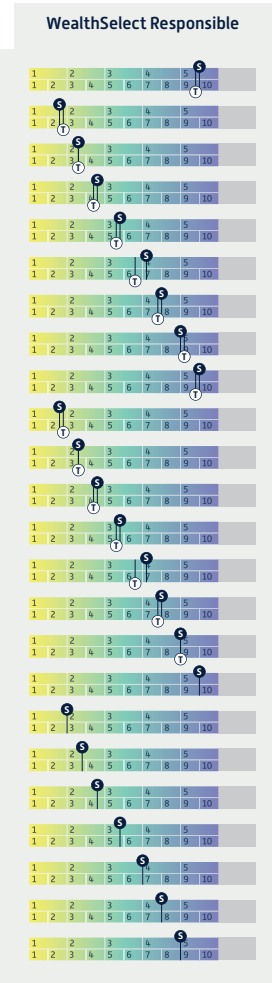


Quilter Investors Cirilium Adventurous Blend Portfolio	
Quilter Investors Cirilium Balanced Blend Portfolio	
Quilter Investors Cirilium Conservative Blend Portfolio	
Quilter Investors Cirilium Dynamic Blend Portfolio	
Quilter Investors Cirilium Moderate Blend Portfolio	
Quilter Investors Monthly Income and Growth Portfolio	
Quilter Investors Monthly Income Portfolio	
Quilter Investors Cirilium Adventurous Portfolio	
Quilter Investors Cirilium Balanced Portfolio	
Quilter Investors Cirilium Conservative Portfolio	
Quilter Investors Cirilium Dynamic Portfolio	
Quilter Investors Cirilium Moderate Portfolio	
Quilter Investors Cirilium Conservative Passive	
Quilter Investors Cirilium Balanced Passive	
Quilter Investors Cirilium Moderate Passive	
Quilter Investors Cirilium Dynamic Passive	
Quilter Investors Cirilium Adventurous Passive	
Quilter Investors Creation Adventurous Portfolio	
Quilter Investors Creation Balanced Portfolio	
Quilter Investors Creation Conservative Portfolio	
Quilter Investors Creation Dynamic Portfolio	
Quilter Investors Creation Moderate Portfolio	

Quilter

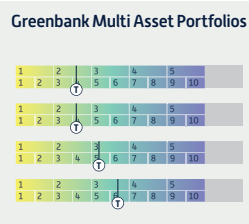


Quilter



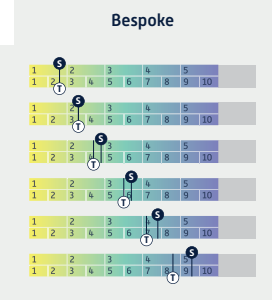
Rathbones

Look forward



Rathbones

Look forward



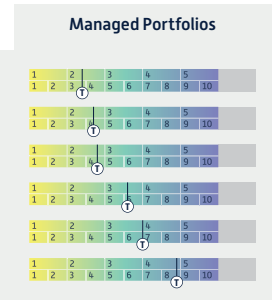
Rathbones

Look forward



Rathbones

Look forward





Global Multi Asset Portfolios

RL GMAP Conservative	
RL GMAP Defensive	
RL GMAP Balanced	
RL GMAP Growth	
RL GMAP Adventurous	
RL GMAP Dynamic	
Royal London Sustainable Managed Growth Trust	
Royal London Sustainable Managed Income Trust	
Royal London Sustainable World Trust	
Royal London Sustainable Diversified Trust	
Royal London Sustainable Leaders Trust	
Royal London Global Sustainable Equity Fund	
Royal London Sustainable Growth Fund	



Governed Portfolios

RL Governed Portfolio 1 (I)	
RL Governed Portfolio 2	
RL Governed Portfolio 3 (S)	
RL Governed Portfolio 4 (I)	
RL Governed Portfolio 5	
RL Governed Portfolio 6 (S)	
RL Governed Portfolio 7 (I)	
RL Governed Portfolio 8	
RL Governed Portfolio 9 (S)	
RL GRIP 1	
RL GRIP 2	
RL GRIP 3	
RL GRIP 4	
RL GRIP 5	



Rfolio

RSMR Rfolio Defensive	
RSMR Rfolio Cautious	
RSMR Rfolio Prudent	
RSMR Rfolio Balanced	
RSMR Rfolio Growth	
RSMR Rfolio Dynamic	
RSMR Rfolio Adventurous	
RSMR Rfolio Income	



Responsible

RSMR Responsible Cautious	
RSMR Responsible Balanced	
RSMR Responsible Growth	
RSMR Responsible Dynamic	



MPS 20	
MPS 40	
MPS 60	
MPS 80	
MPS 100	
Sarasin IE Multi Asset – Defensive	
Sarasin Multi Asset – Strategic	
Sarasin IE Multi Asset – Dynamic	
Sarasin Global Equity Real Return	
Sarasin Thematic Global Equity	
Sarasin Responsible Defensive	
Sarasin Responsible Cautious	
Sarasin Responsible Balanced	
Sarasin Responsible Growth	
Sarasin Responsible Equity	



Russell Investments Classic Plus Secure Model Portfolio	
Russell Investments Classic Plus Cautious Model Portfolio	
Russell Invst Classic Plus Conservative Model Portfolio	
Russell Investments Classic Plus Moderate Model Portfolio	
Russell Investments Classic Plus Balanced Model Portfolio	
Russell Invst Classic Plus Progressive Model Portfolio	
Russell Invst Classic Plus Adventurous Model Portfolio	
Russell Investments Classic Plus Growth Model Portfolio	
Russell Investments Classic Plus Aggressive Model Portfolio	
Russell Investments Classic Plus Aggressive Plus Model Portfolio	
Russell Investments Defensive Assets Fund	
Russell Investments Real Assets Fund	
Russell Investments UK Growth	
Russell Investments International Growth	
Russell Investments MA Growth 1	
Russell Investments MA Growth 2	
Russell Investments MA Growth 3	
Russell Investments MA Growth 4	
Russell Investments MA Growth 5	
Russell Investments MA Income	

Schroders

Schroder MM Diversity	
Schroder Monthly Income	
Schroder Managed Balanced	
Schroder Sustainable Future Multi-Asset	
Schroder Blended Portfolio 3	
Schroder Blended Portfolio 4	
Schroder Blended Portfolio 5	
Schroder Blended Portfolio 6	
Schroder Blended Portfolio 7	
Schroder Global Multi-Asset Cautious Portfolio	
Schroder Global Multi-Asset Moderately Cautious Portfolio	
Schroder Global Multi-Asset Balanced Portfolio	
Schroder Global Multi-Asset Growth Portfolio	
Schroder Global Multi-Asset Adventurous Portfolio	
Schroder Active MPS 3	
Schroder Active MPS 4	
Schroder Active MPS 5	
Schroder Active MPS 6	
Schroder Active MPS 7	
Schroder Strategic Index MPS 3	
Schroder Strategic Index MPS 4	
Schroder Strategic Index MPS 5	
Schroder Strategic Index MPS 6	
Schroder Strategic Index MPS 7	
Schroder Sustainable MPS 3	
Schroder Sustainable MPS 4	
Schroder Sustainable MPS 5	
Schroder Sustainable MPS 6	
Schroder Sustainable MPS 7	
Schroder Income Portfolio	

Pension Portfolio 1	
Pension Portfolio 2	
Pension Portfolio 3	
Pension Portfolio A	
Pension Portfolio B	
Pension Portfolio 4	
Pension Portfolio C	
Pension Portfolio 5	
Premier Pension Portfolio 1	
Premier Pension Portfolio 2	
Premier Pension Portfolio 3	
Premier Pension Portfolio A	
Premier Pension Portfolio B	
Premier Pension Portfolio 4	
Premier Pension Portfolio C	
Premier Pension Portfolio 5	

7IM

Adventurous	
Balanced	
Moderately Adventurous	
Moderately Cautious	
Cautious	
Income	
Passive Adventurous	
Passive Adventurous Plus	
Passive Balanced	
Passive Moderately Adventurous	
Passive Moderately Cautious	
Personal Injury	
Sustainable Balance	
Responsible Choice Cautious	
Responsible Choice Moderately Cautious	
Responsible Choice Balanced	
Responsible Choice Moderately Adventurous	
Responsible Choice Adventurous	



	MyFolio
abrdn MyFolio Market I	
abrdn MyFolio Market II	
abrdn MyFolio Market III	
abrdn MyFolio Market IV	
abrdn MyFolio Market V	
abrdn MyFolio Managed I	
abrdn MyFolio Managed II	
abrdn MyFolio Managed III	
abrdn MyFolio Managed IV	
abrdn MyFolio Managed V	
abrdn MyFolio Multi-Manager I	
abrdn MyFolio Multi-Manager II	
abrdn MyFolio Multi-Manager III	
abrdn MyFolio Multi-Manager IV	
abrdn MyFolio Multi-Manager V	
abrdn MyFolio Index I	
abrdn MyFolio Index II	
abrdn MyFolio Index III	
abrdn MyFolio Index IV	
abrdn MyFolio Index V	
abrdn MyFolio Sustainable I	
abrdn MyFolio Sustainable II	
abrdn MyFolio Sustainable III	
abrdn MyFolio Sustainable IV	
abrdn MyFolio Sustainable V	



Vanguard LifeStrategy 20%	
Vanguard LifeStrategy 40%	
Vanguard LifeStrategy 60%	
Vanguard LifeStrategy 80%	
Vanguard LifeStrategy 100%	
Vanguard LifeTarget Defensive	
Vanguard LifeTarget Cautious	
Vanguard LifeTarget Moderate	
Vanguard SustainableLife 40-50% Equity Fund	
Vanguard SustainableLife 60-70% Equity Fund	
Vanguard SustainableLife 80-90% Equity Fund	
Vanguard LifeStrategy 20% Equity MPS Classic	
Vanguard LifeStrategy 40% Equity MPS Classic	
Vanguard LifeStrategy 60% Equity MPS Classic	
Vanguard LifeStrategy 80% Equity MPS Classic	
Vanguard LifeStrategy 100% Equity MPS Classic	
Vanguard LifeStrategy 20% Equity MPS Global	
Vanguard LifeStrategy 40% Equity MPS Global	
Vanguard LifeStrategy 60% Equity MPS Global	
Vanguard LifeStrategy 80% Equity MPS Global	
Vanguard LifeStrategy 100% Equity MPS Global	



WAVERTON
INVESTMENT MANAGEMENT

Waverton Conservative Model Portfolio	
Waverton Defensive Model Portfolio	
Waverton Cautious Model Portfolio	
Waverton Balanced Model Portfolio	
Waverton Growth Model Portfolio	
Waverton Multi-Asset Income	
Waverton Strategic Equity Fund	

WESLEYAN

we are all about you

Wesleyan With Profits Growth Fund Series A	
Wesleyan With Profits Growth Pension Fund Series A	

[s] These portfolios were constructed with short investment timelines [5 year] in mind.

[l] These portfolios were constructed with longer investment timelines [15 year] in mind. Otherwise Synaptic Risk Ratings assume a 10 year investment horizon. You should consult Royal London directly for further information before recommending.

About the service: Synaptic Risk Ratings are worked out by analysing the underlying asset classes within the fund or portfolio. Synaptic Software have requested asset allocation information from participating providers in a specific format aligned to the risk framework of the system. These asset classes are used by the model to determine the risk rating, a process that may result in a level of approximation though in most cases this will be insignificant. It is also possible that certain asset classes may not be represented exactly in the manner that providers would prefer.

Reasonable endeavours are made to provide accuracy and consistency, however neither participating providers nor Synaptic Software can be held responsible for any errors or omissions. No recommendation should be made solely on the basis of the Synaptic Risk Ratings, and additional research should be undertaken for any case. This service is intended for use by investment professionals only.



Now with
Protection quote &
e-apply, plus
CIExpert
integration

Synaptic Pathways®

Research redefined

Institutional strength research with the power to transform your business.

Tired of the same old problems with technology, research and lack of integration? Are you re-keying data into multiple systems and forced to look up information in more than one place?

Take a look at the new Synaptic Pathways toolset and experience the research-led digital transformation for your business. Take your research journey from hours to minutes!

- » Fully integrated tools loaded with all the client information, platform, product and portfolio data, capable of any forward projection thanks to a unique integration with Moody's Analytics.
- » Build a Central Investment Proposition to ensure compliance.
- » MiFID II data in each stage of research.
- » Built around risk – digital Client ATR, risk-focused client segments and risk built in every report.
- » Built on the powerful Salesforce™ platform.

For more information call 0800 783 4477
or email hello@synaptic.co.uk

www.synaptic.co.uk/solutions/pathways